

# How to create a Christmas playlist

 [Print this guide](#)

Get that festive atmosphere going with a Christmassy playlist of your favourite songs. Whether your tastes are decidedly cheesy or more classical and classy, it's just as easy to use your computer to organise and play all your favourite tracks.

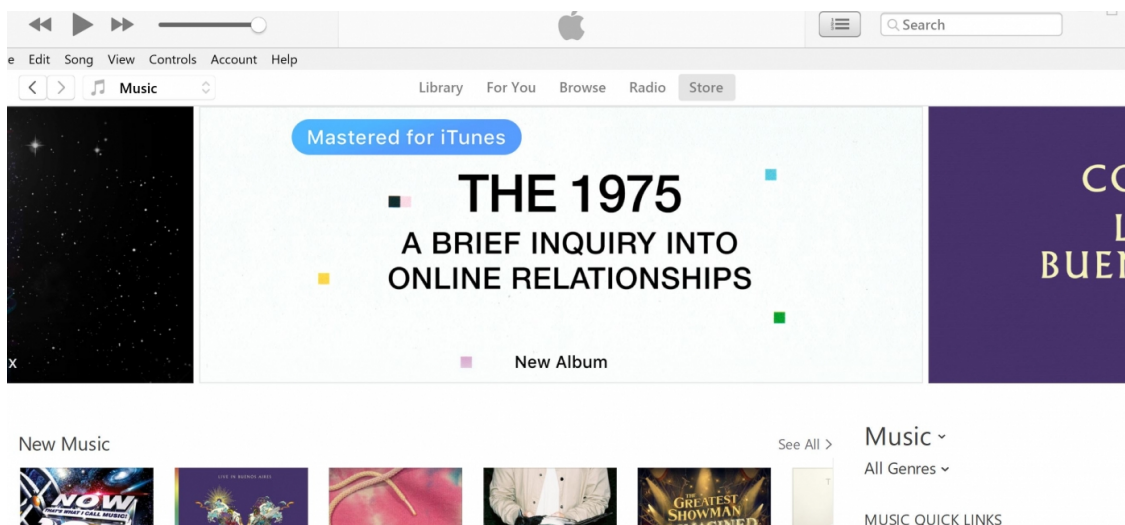
iTunes is a free program available on Macs or PCs. This guide will show you how to use [iTunes for Windows](#). You can also download music from websites like Soundcloud, Jamendo and Amazon.

## You will need:-

- A computer with iTunes installed.

**Step 1:** Once you have downloaded iTunes, you can use Cortana to search and locate the program on your computer.

**Step 2:** Go to the iTunes 'Store' to start buying and downloading music



**Step 3:** Search for an artist or album using the search facility. Once you have done that, click on an album or song, and you can purchase it straight from iTunes.



FRIENDS KEEP SECRETS

£4.99 Buy



Released 7 Dec 2018

## FRIENDS KEEP SECRETS

benny blanco >

Songs

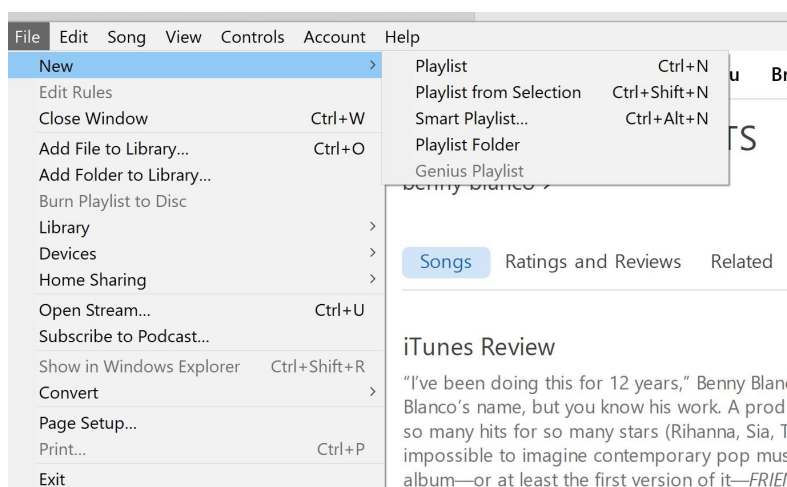
Ratings and Reviews

Related

### iTunes Review

"I've been doing this for 12 years," Benny Blanco tells Apple Music. "I've been doing this for 12 years," Benny Blanco tells Apple Music. "I've been doing this for 12 years," Benny Blanco tells Apple Music. A prodigious songwriter for so many hits for so many stars (Rihanna, Sia, The Weeknd, Katy Perry), it's impossible to imagine contemporary pop music without him. Now, his first solo album—or at least the first version of it—*FRIENDS KEEP SECRETS*.

**Step 4:** Once you have downloaded a few songs you can create a playlist by going to File, New, Playlist.



**Step 5:** Simply drag items from the side bar into your new playlist. You can also open a playlist in a new window and drag items into a specific order.

### Music Playlists ▾



Genius



Christmas Playlist

### Some internet safety information to consider

When downloading anything onto your computer be cautious of what you are downloading and the source you are downloading from. Here are some tips to help you:

- Understand the risks involved with downloading music online and the consequences of having a firewall breached, for example.
- Ensure you have an effective anti-virus software that is up-to-date.
- Use trusted download websites.
- Download music from trusted retailer's sites.
- Consider paying for a premium download version to reduce the risk of adware being installed.


**Last updated November 2022**

## Next steps

- ▶ [What is Spotify?](#)
- ▶ [How to create a playlist in YouTube](#)



Digital Unite

 [0800 228 9272](tel:08002289272)

 [du@digitalunite.com](mailto:du@digitalunite.com)

[Get in touch](#)

[Privacy policy](#)/ [Equality and Diversity Policy](#)

[Terms of use](#)/ [Cookie policy](#)




Our learning platforms

[Digital Champions Network](#)

[Inspire](#)



Learning Pool Award  
Winner 2023





Our newsletter

Research, resources, insights and offers.

