

How to find Skype contacts



[Print](#)

Skype is a wonderful tool for chatting with your chums for free. But how do you find your friends in the first place?

First, you need to make sure that your friends actually have Skype accounts. After that, it's slightly more complicated than just punching in their phone number. But not to worry – here's a handy guide to help you find and set up your Skype contacts.

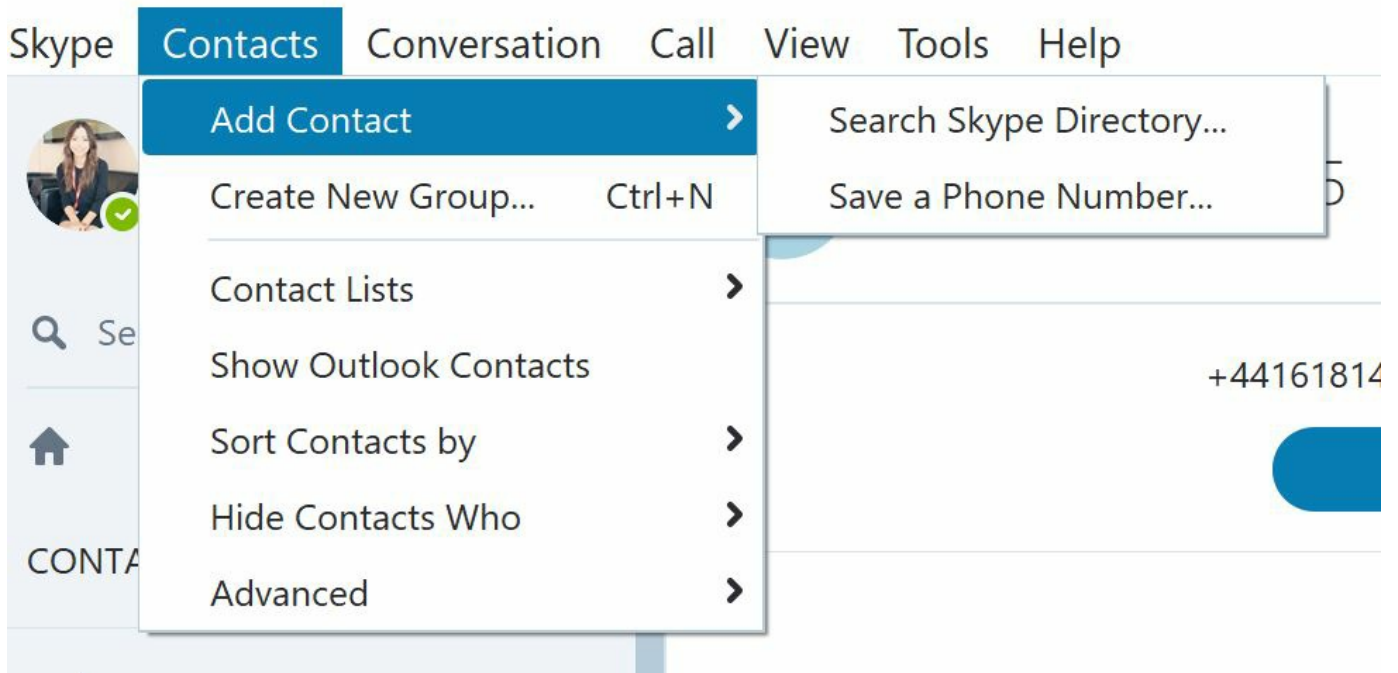
You'll need:

- a Skype account and the Skype program installed on your computer – see our guide [How to download Skype](#) if you haven't got these already
- at least one friend with a Skype account.

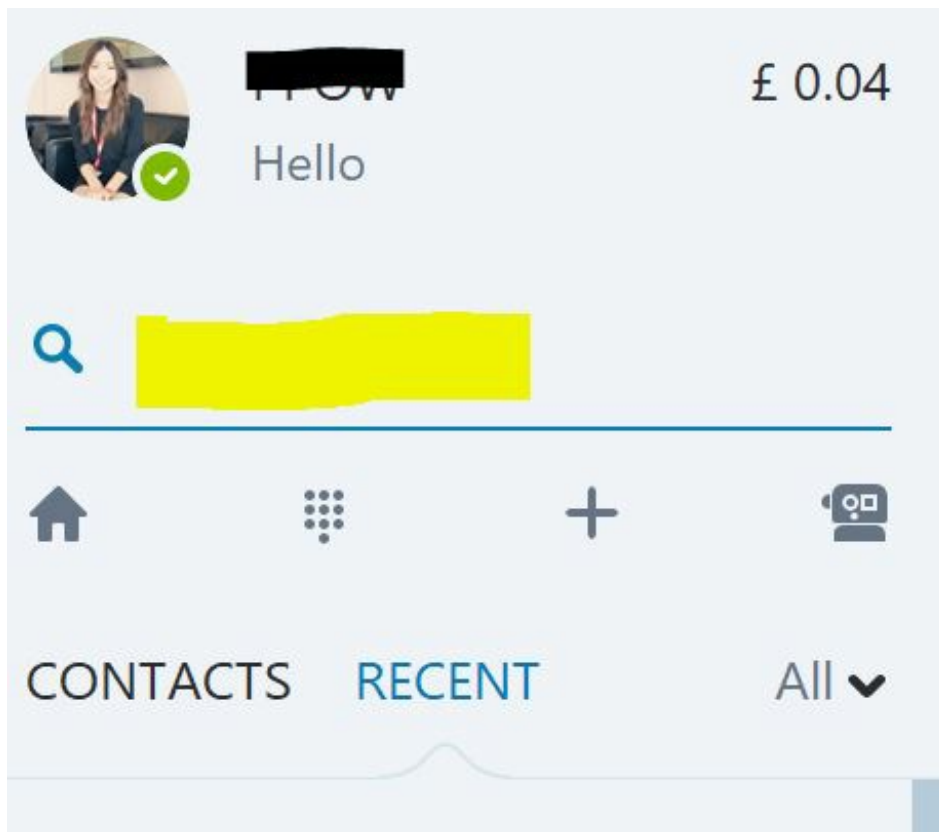
This guide is specifically for Windows computers, but Skype is also available for Apple Macs.

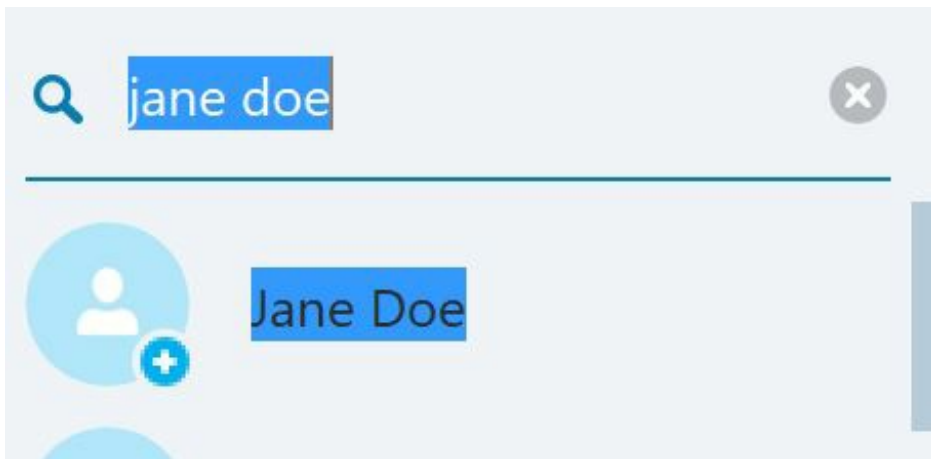
Follow these step-by-step instructions to find your Skype contacts

Step 1: After starting up Skype and logging in, find the menu bar at the top of the window and click **Contacts**. A drop-down menu will appear. Choose **Add a Contact**. You will then have a choice of searching for a contact name in the Skype directory or to add a phone number that you already know.

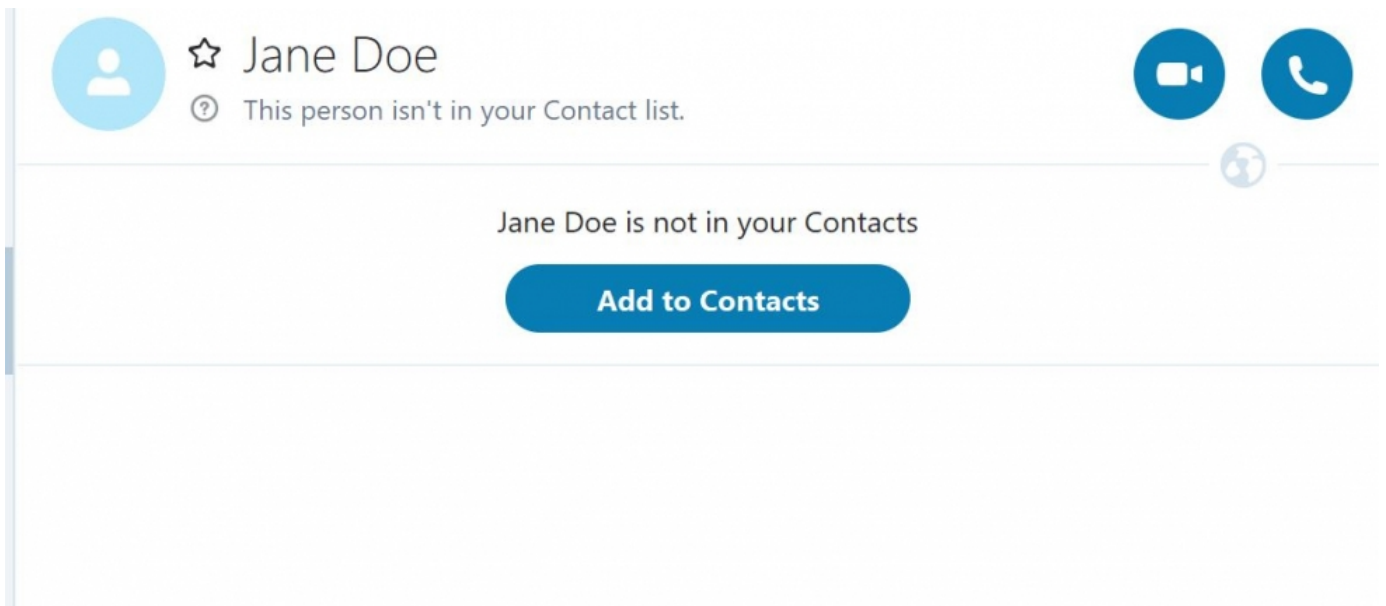


Step 2: Type part of the name or the name of the Skype contact you wish to add. As you type, a number of Skype names will appear underneath. Double click on the **name** you wish to add.





Step 3: Another box will pop up with the details of the Skype contact you are going to add. Click on **Add to Contacts**.



Step 4: Another box will pop up next to the click on **Add to contacts** button where you can type your own message or continue with the default message. Click **Send**.

Jane Doe is not in your Contacts

Add to Contacts

Send Jane Doe a contact request

Hi Jane Doe, I'd like to add you as a contact.

Send

Step 5: The contact will be added to your list, but will have a question mark next to their name to show that the contact has yet to confirm they want to connect with you.




☆ Jane Doe

ⓘ This person has not shared their details with you.



Contact request sent

Today

 would like to add you on Skype

Hi Jane Doe, I'd like to add you as a contact.

12:19

via Skype

Messaging disabled until request is accepted

Step 6: You'll have to wait for your friend to receive the request and agree to it. Skype suggests using its service to ring potential contacts on their mobiles or landline phones ([see our guide for how to do this](#)) to badger them to accept, but remember: Skype will charge you to make these types of calls!

Step 7: If you want to add someone's phone number to your Skype, follow step 1, but this time choose **Add a phone number** from the **Add a contact** menu.

Step 8: Complete the boxes with the name and telephone number and click on **Add Number**.

Done!

Alex Duin is a freelance writer specialising in technology.

Next steps

[How to download Skype](#)

[How to make a Skype call](#)

[How to use Skype IM \(Skype Chat\)](#)

[How to buy Skype credit](#)

[How to Skype a landline](#)

[How to use FaceTime on iPhone and iPad](#)

Search

Remote Digital Championing!

Guides covering some tips and techniques for providing remote support to learners, an increasingly important service in times of social isolation.

[Find out more](#)

Free how-to guides for your website

Why not add our award-winning and extensive range of digital skills guides to your website?

[Find out more](#)

Start a Digital Champion movement!

Could your workplace do with developing its digital skills? With funded membership opportunities currently available, now is the perfect time for organisations to join our Digital Champions Network.

[Find out more](#)

Subscribe to our newsletter

Join our mailing list to receive the latest news, offers and expert insights from our team.

First name

Last name

Email address

[Submit](#)

