

# How to buy Skype credit

 [Print this guide](#)

Skype is a great tool for making free computer-to-computer calls to your friends, but you can also use it to make calls to regular telephones ('landlines') and mobiles. This isn't free, though it's quite cheap and works just like a pay-as-you-go mobile.

So before you use your computer to call everyone you know, you'll need to buy credit from Skype, in £10 chunks (plus VAT). We're here to help you hand over your cash.

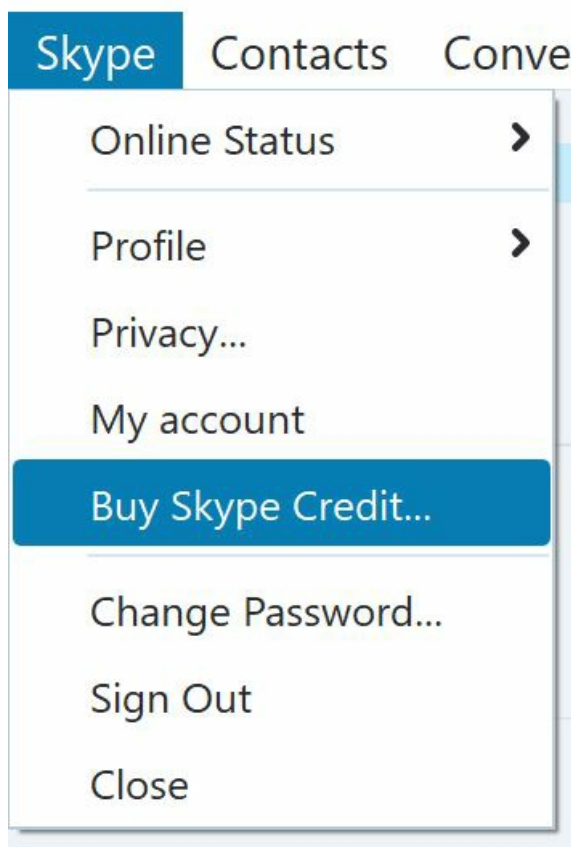
## You'll need:

- a Skype account (see our guide [How to download Skype](#) if you don't have an account already)
- your debit/credit card or, if you have one, a PayPal account and your login details.

## Follow these step-by-step instructions to buy Skype credit

**Step 1:** Make sure that Skype is running, you're logged in and the main window is open.

**Step 2:** Go to the toolbar and **click on Skype** this will open a drop down menu. Then **click on Buy Skype Credit**.



This will open a web page to Skype where you can buy credit for your Skype account.



## Skype Credit

Choose the amount of Skype Credit you'd like to add.

☒ £10.00

☐ £20.00

☐ Enable Auto-recharge when I'm running low on credit [i](#)

You may request a refund for this purchase in accordance with [Skype's refund policy](#).

Continue

Cancel

### Your order

Skype Credit £10.00

Total £10.00

GBP - British Pounds

**Step 3:** On this page you need to tick or untick a box relating to recharging. It is best to untick this box unless you are a continuous user of Skype, as you will be billed continually if your credit goes below £2 and it can then be hard to keep track of. Untick or tick this box as you wish. Click **Continue**.

Discover new features with just a little Skype Credit.

☒ £10.00

☐ £20.00

☒ Enable Auto-recharge  
Auto-recharge saves you time and hassle. We'll simply credit your account with amount selected when your balance falls below £2.00.

Continue Cancel

Your order


Skype Credit	£10.00
15% VAT <a href="#">i</a>	£1.50
Total	£11.50

GBP - British Pounds

**Step 4:** Choose your payment type from the drop down box. Then enter your payment information which will generate on the screen. Tick the box to accept the Skype conditions of use. Click **Pay Now**. Follow any further instructions (depending upon your payment type) to complete your purchase.

## Check your order and pay

Payment method

 Eurocard/Mastercard

Card details

Card number

xxxxxxx

Name on card

Expiry date


Month Year

Card security code

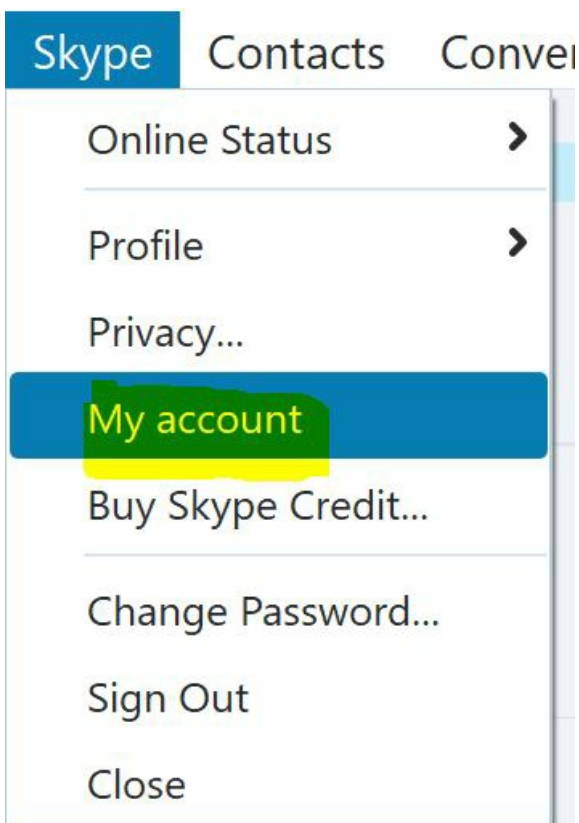
☐ Yes, I have read and I accept the [Skype Terms of Use](#) and the [Skype Privacy Policy](#).

Payment will be taken when you press the "Pay now" button

Your order [Change order](#)

Skype Credit	£10.00
15% VAT 	£1.50
Total	£11.50



**Step 5:** You can now make calls to landlines and mobiles through Skype. Once the payment has worked through the system, the amount of credit you have should be displayed underneath your name in the top-left corner of the main Skype page. To see other details of your account, click **Skype** in the top menu bar and choose **My Account** from the drop-down menu.



**Done!**

**Alex Duin is a freelance writer specialising in technology.**

### Next steps

-  [How to download Skype](#)
-  [How to make a Skype call](#)

- ▶ [How to Skype a landline](#)
- ▶ [How to call friends and family on Skype using an iPhone](#)
- ▶ [How to launch the Skype app in Windows 10](#)
- ▶ [How to find Skype contacts](#)

Want to help lots of learners?

Find out about our courses

---