

Internet shopping: how to buy online

 [Print this guide](#)

From concert tickets to washing machines, groceries to holidays, there's bound to be a website that sells just what you want. If there's a particular brand or store you like, you can go straight to their website or you can visit a shopping website such as eBay or Amazon, which carry broad ranges of new and second-hand items. If you're a bargain hunter, you can use a price comparison site such as moneysupermarket.com, which lists the websites that sell your product according to price

In this guide, we're going to show you how to find a product online and make a transaction.

You'll need:

- a computer with an internet connection
- a credit or debit card.
-

Follow these step-by-step instructions to learn how to buy online

Step 1: Search for a product using Google shopping

Type the name of the item you want to buy into the search box of a search engine such as Google – for example, 'Roberts radio' – and click **Search** or press enter on your keyboard.

You will see a range of websites, from actual department stores such as John Lewis to large websites simply devoted to shopping, such as Amazon. You can also use the Shopping option on Google itself. Clicking on this will give you items available based on product reviews and price. You can also ask only for results available in shops near to you by clicking on 'Available nearby'.

Show only

☐ Available nearby
 ☐ New items

Price

☐ Up to £45
 ☐ £45 – £80
 ☐ £80 – £150
 ☐ Over £150

£ to


Category

☐ Radios
 ☐ Books

Brand

☐ Akai
 ☐ John Lewis
 ☐ Pure Protein
 ☐ Roberts
 ☐ Roberts Radio

More



ROBERTS Revival Uno DAB/DAB+/FM Digital Radio with Alarm

£159.95 from 5+ shops

★★★★★ 4 product reviews

Introducing the latest addition to the Roberts Revival family, the Roberts Revival Uno DAB/DAB+/FM digital radio with alarm. The Roberts Revival ...

Other style options: [Black](#) (£160) [Cream](#) (£160) [Grey](#) (£160) [More](#)

ROBERTS Rambler Portable DAB Clock Radio - Burgundy

from Currys

★★★★★ 36 product reviews

The Rambler DAB/DAB+/FM radio renders crisp audio in a beautiful vintage frame. It uses a style from the 70s and will deliver a deluxe look to jazz up your home dcor. Roberts ... [more »](#)

Other options ▾

£94.99

Free shipping

Currys

★★★★★ (89,873)

Shop

£59.99

eBay - kimchekid

£94.90

Go-Electrical

Compare prices from 10+ shops

📍

£94.99 nearby at Currys PC World featuring Carphone Warehouse

Related items

Reviews

Save to Shortlist

Step 3: Search via Google

If you've searched for a particular brand, you may also see the brand's own website. Choose one of these websites and **click on the link**.

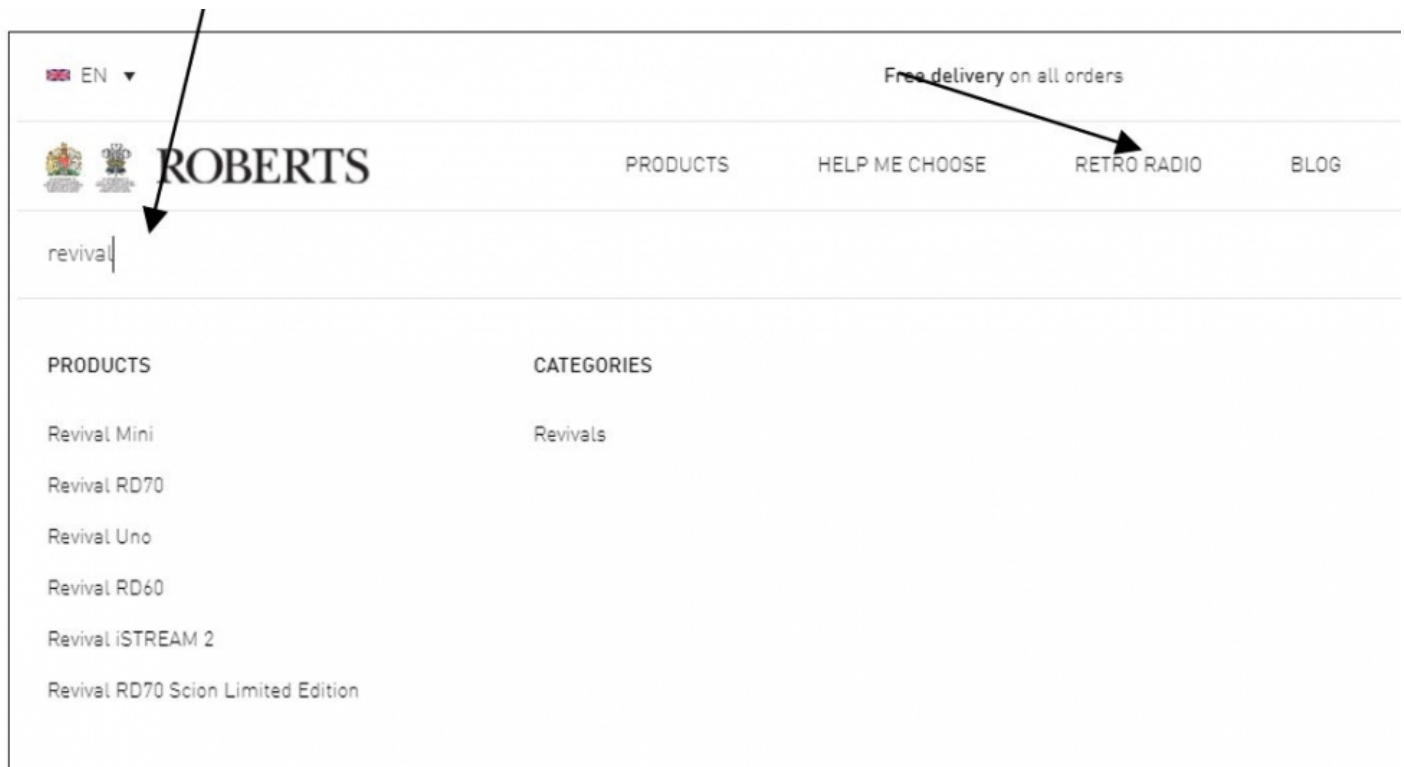
The screenshot shows a Google search for 'roberts radio'. The search bar at the top contains the text 'roberts radio'. Below the search bar, there are tabs for 'All', 'Shopping', 'Images', 'News', 'Videos', 'More', 'Settings', and 'Tools'. The search results show several links to Roberts Radio products and services, including 'ROBERTS Radios At John Lewis - Never Knowingly Undersold', 'Buy Roberts Radio at Amazon - Lots of Quality Audio Devices', and 'Roberts Radios - Free Delivery On All Orders - currys.co.uk'. On the right side of the search results, there is a snippet of the Roberts Radio website, which includes the company logo, a brief description of the company, and social media links for YouTube, Facebook, Pinterest, Twitter, and Instagram.

Step 4: Searching for and buying a product from a website

A new page will open, taking you to the website. You can now narrow down your search by typing in more specific details such as a model name (for example "revival") in the search box, which is usually at the top right of the screen.

The screenshot shows the Roberts Radio website homepage. The top navigation bar includes links for 'PRODUCTS', 'HELP ME CHOOSE', 'RETRO RADIO', 'BLOG', 'OUTLET STORE', and 'CUSTOMER SUPPORT'. There is also a search icon in the top right corner. The main content area features a large banner for 'SAVE ON OUR PREMIUM WIRELESS SPEAKERS'. The banner includes a description of the speakers, their features, and a price reduction from £199.99 to £99.99 for the S1 model and from £299.99 to £179.99 for the S2 model. Below the banner, there are two buttons labeled 'SHOP S1' and 'SHOP S2'. On the right side of the banner, there is a large image of the Roberts Radio S1 and S2 wireless speakers.

Then click on the magnifying glass in the top right hand corner. Some websites will have **Go** or **Search** next to the search box. Alternatively, you can click into a specific category (such as "Retro radios") and browse until you find a product you like. Most websites will have a global navigation where you can explore the rest of the website this is normally located at the top of the web-page with drop down menus.

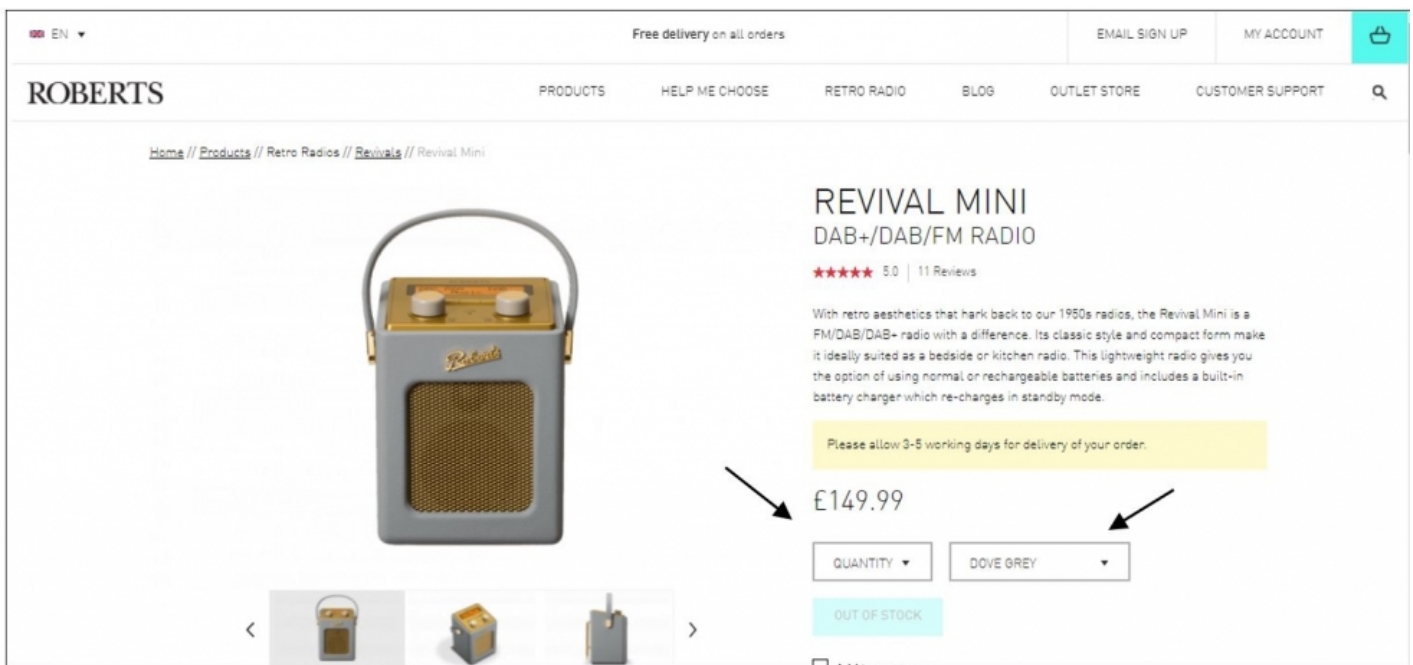


We have clicked into “Retro radios” and a selection of matching products is now shown. **Click on any of them to see more details.** We have selected the Revival Mini.



Step 5: Adding a product to your basket

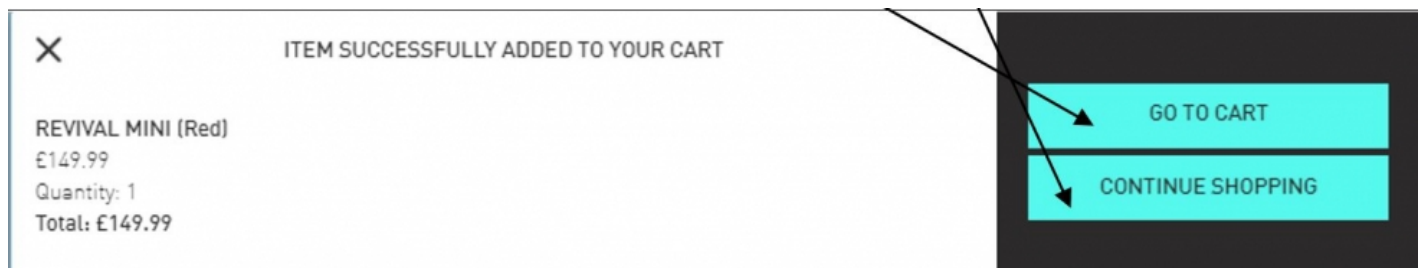
Many websites let you have a closer look at the product by hovering your mouse over the image. There are two boxes next to the image one to choose the quantity that you want to buy and one to choose the colour that you want.



Once you have chosen the amount and colour click on **ADD TO BASKET**. Doing this will save the details of this item until you're ready to buy it, just as if you've popped something you want to buy into a real shopping basket.

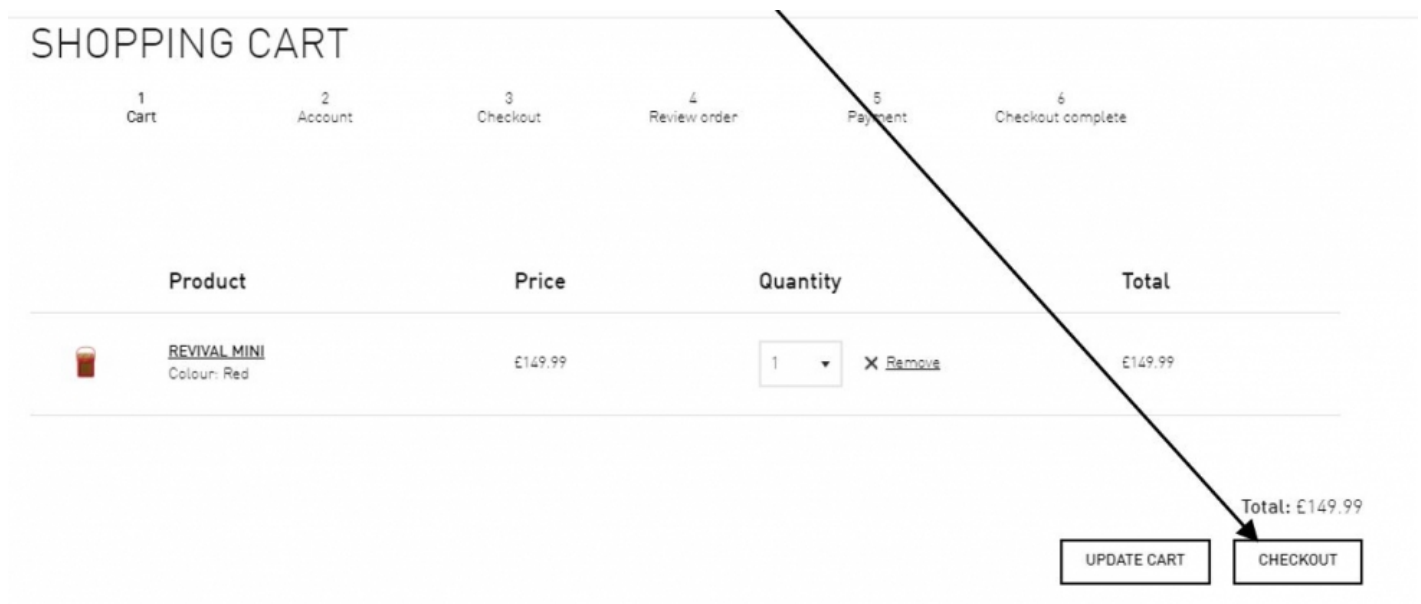
Step 6: Continue shopping or buy your product

You now have two choices either to Continue Shopping if you wanted to buy other items from this website or to **click on Go To Cart** and pay for the item you have chosen.



Step 7: Checkout and pay

To pay for your item **click on the Checkout button**.



Some websites ask that you create an account; some give you a choice whether you want an account and some allow you to buy items without creating an account. If you intend using a site that gives you a choice

on a regular basis then signing up for an account will make paying for items much quicker as your basic information is stored

Step 8: Create an account before you buy

On this website you have to create an account in order to buy your item. **Click Create An Account.**

Most websites will let you checkout as a guest. You can choose to create an account at a later time.

1 Cart

2 Account

3 Checkout

4 Review order

5 Payment

6 Checkout complete

CHECKOUT METHOD

If you have an existing account you can login by entering your login information in the form below and clicking the Login & checkout button or you can click the Create an account button.

LOGIN

E-mail address *

Password *

[Request new password](#)

LOGIN & CHECKOUT

REGISTER

CREATE AN ACCOUNT

or

CANCEL

Step 9: Finalise checking out

You will need to complete all the boxes marked with an asterisk such as your email, name and address. If the item you are buying is a gift then complete the box with the address of the person you are sending it to. Please note however that some websites will only send items to the same address as that of the bill payer so this might not be possible.

CHECKOUT

1 Cart

2 Account

3 Checkout

4 Review order

5 Payment

6 Checkout complete

ACCOUNT INFORMATION

E-mail address *

DELIVERY INFORMATION

Country *

United Kingdom

Full name *

Address 1 *

YOUR BASKET

Product	Price	Quantity	Total
REVIVAL MINI (RED)	£149.99	1	Price£149.99
Order total			£149.99

If the item is coming to you make sure there is a tick in this box to save having to enter information twice.

BILLING INFORMATION



My Billing information is the same as my Delivery information.

Don't forget to tick this box too and then click on Continue To Next Step.



I have read and agree to the [Terms and conditions](#) *

CONTINUE TO NEXT STEP

or

GO BACK

Next you will be given an opportunity to Review Your Purchase. This is your chance to make sure that you have ordered the item you want and the right quantity as well as given the correct name and address that the item is to go to.

If all is OK click on Continue o Next Step.

Finally, enter your credit or debit card details and any other information required. Click **Confirm Card Details** if you're happy to make the payment.

PAYMENT

1
Cart

2
Account

3
Checkout

4
Review order

5
Payment

6
Checkout complete

Your card details

 Name

 Card 0000 0000 0000 0000

 Expiry MM / YY

 CVC 123



Confirm card details >

At this point, you may be asked for another password if you've signed up for 3-D Secure, an added layer of security for online credit and debit card transactions. This includes Visa's 'Verified by Visa' and MasterCard's 'SecureCode'. Once you've given the right password, your order will go through.

You should receive an email confirming that your order has been received. Retailers often send a second email once an item has been posted.

Last updated 24th May 2022

Next steps


- ▶ [How to find online bargains](#)
- ▶ [How to order groceries online](#)
- ▶ [How to complete online forms](#)
- ▶ [How to save money online](#)
- ▶ [How to shop safely online](#)

How do digital skills change lives?

Find out about Digital Inclusion



Digital Unite

 [0800 228 9272](tel:08002289272)

 du@digitalunite.com

[Get in touch](#)

[Privacy policy](#)/ [Equality and Diversity Policy](#)

[Terms of use](#)/ [Cookie policy](#)



Our learning platforms

[Digital Champions Network](#)

[Inspire](#)

Learning Pool Award Winner 2023

learningpool LIVE



Our newsletter

Research, resources, insights and offers.