

How to play the lottery online



Many people now find that playing the National Lottery (Lotto) online is much easier than travelling to a shop to write out a ticket. You can also play a number of lines for a number of weeks, save your numbers for next time or set up a direct debit so that you never miss a draw. Playing online also means that if you do happen to win anything, you will automatically receive an email giving you the good news!

This guide explains how to access the National Lottery website using Internet Explorer.

You'll need:

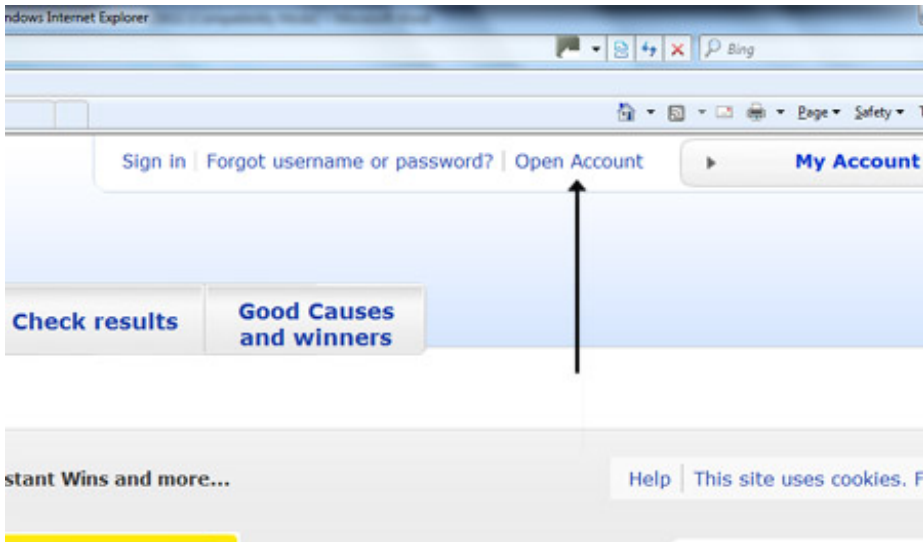
- A computer with internet access.

Follow these step-by-step instructions to play the National Lottery online

Step 1: Open **Internet Explorer** and go to www.national-lottery.co.uk.



Step 2: You will need to sign in, but if you have not got an account for the Lottery, you will need to set up a new account. Click **Open Account**.



Step 3: Complete your personal details in the boxes provided and your address and payment details.


Open an Account

1 About you 2 Confirm details 3 Account details 4 Payment

Requirements for playing National Lottery games online:

- Aged 16 or over - Gammat has been iAG-accredited by Citizenscard.
- UK or Isle of Man resident
- Valid debit card - unfortunately, we do not accept credit cards.

There are four steps in the registration process. Use the buttons on each page to continue or edit information, rather than the Back button in your browser.



About you

• Title

• First name

• Last name

• Date of birth

• Gender

• Email address So we can get in touch if you win

• Re-type email address

Contact number (mobile or home)

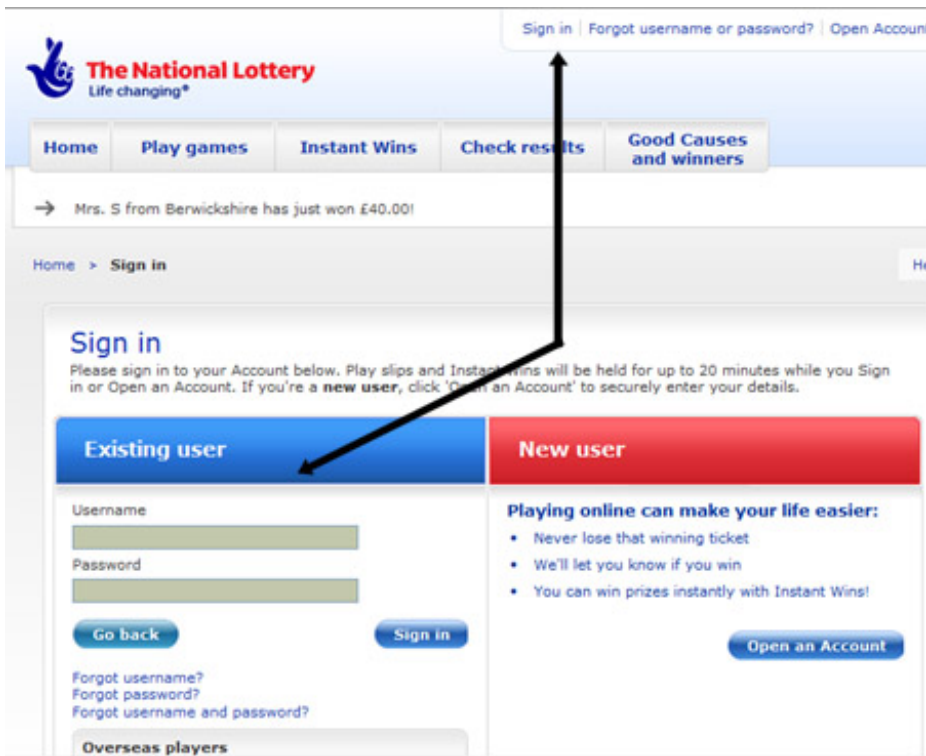
Your address

• Postcode

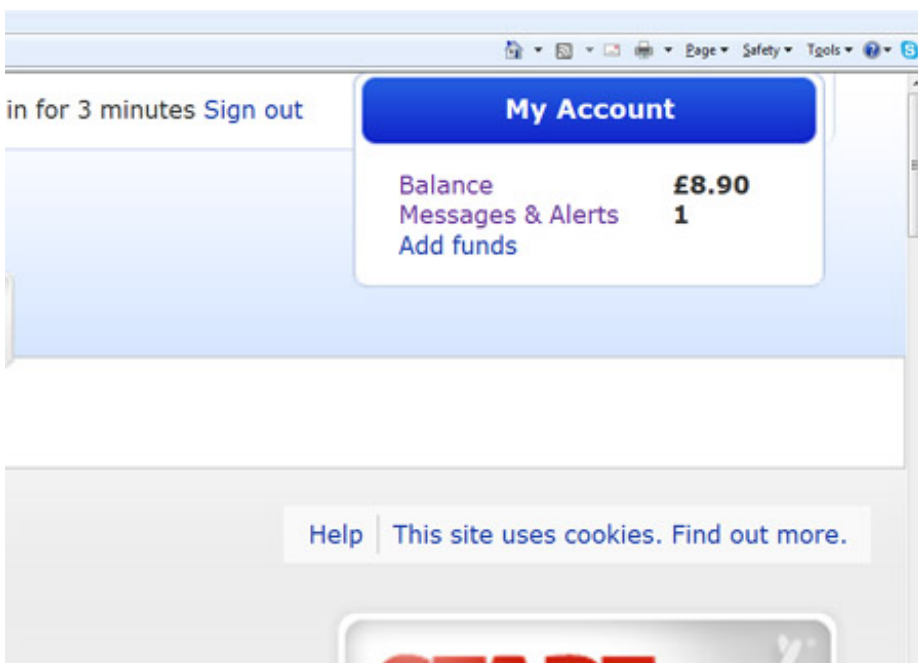
IT COULD BE YOU® is a registered trade mark of the National Lottery Commission.

Step 4: Once you have set up your account, you can start to play the National Lottery online.

Step 5: Sign into your account using the details with which you registered.

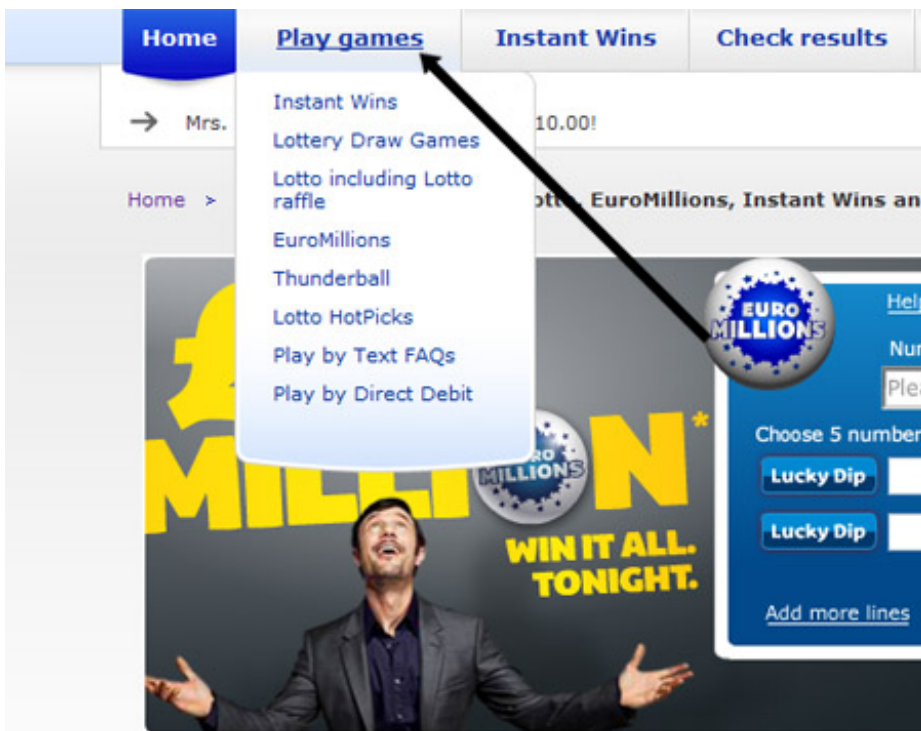


Step 6: Once you have signed in, you will be taken to the home page. At the top right hand corner your account information is shown, with your account balance and any messages that you may have.



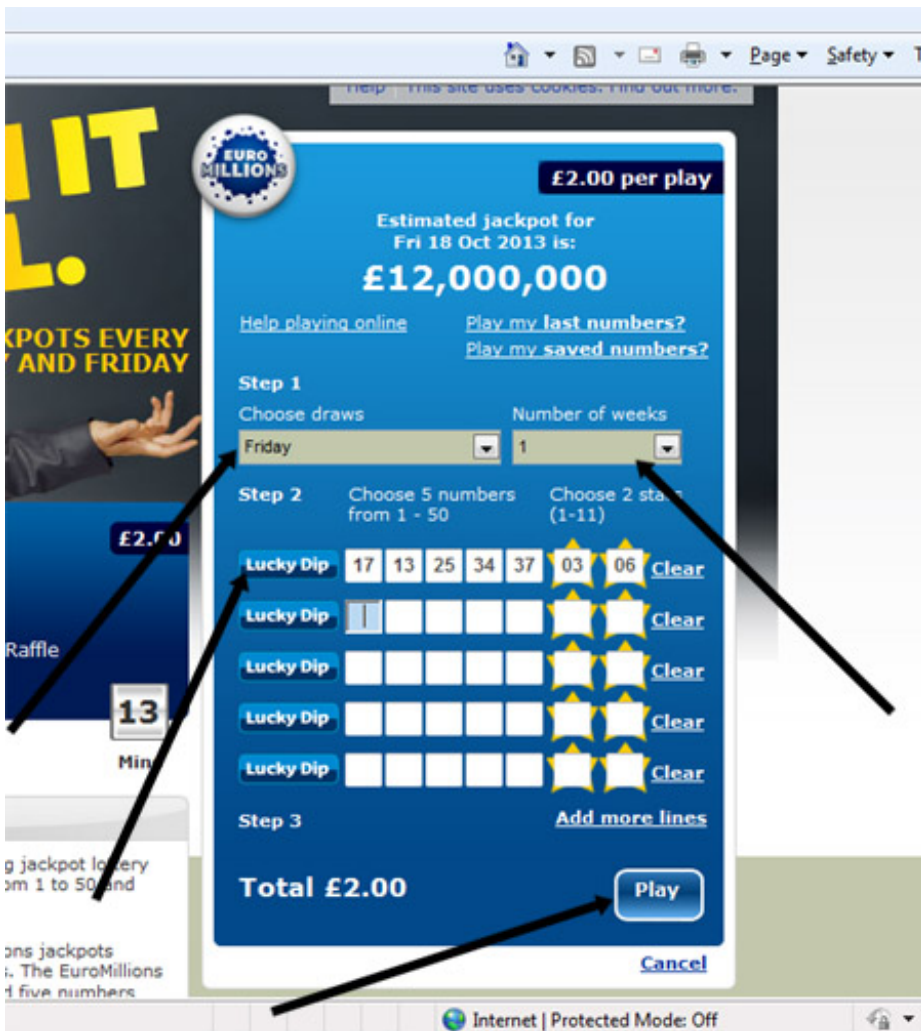
Step 7: If you have funds in your account, you can now play lottery games such as Euromillions or Lotto or play instant games, which are the online equivalent of a scratch card.

Step 8: To play Lotto or Euromillions, hover over **Play Games**. Choose the game you wish to play from the list, in this case we have chosen **Euromillions**.

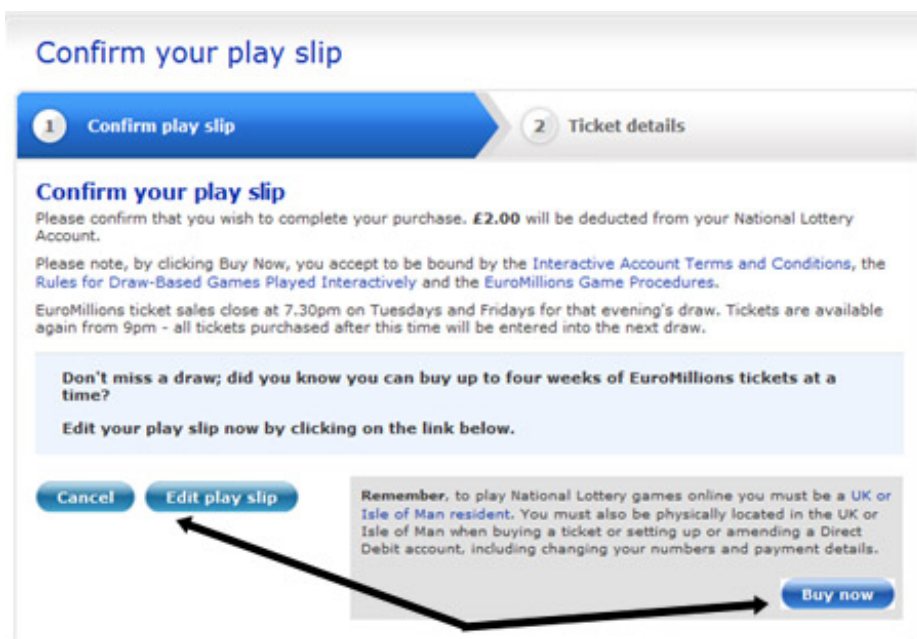


Step 9: On the online play slip, choose the draw day you want to enter your numbers for, how many weeks the numbers will be put into the drawer. Then click into each number box and enter your numbers. If you want to choose lucky dip numbers, click on the **Lucky Dip** button and numbers will be automatically entered into the boxes, but until you complete the transaction you will only see 'LD' in the boxes.

Once you have finished the number of lines you want to play, click the **Play** button. The amount of money will show at the bottom of your play slip and this will be deducted from your account balance.



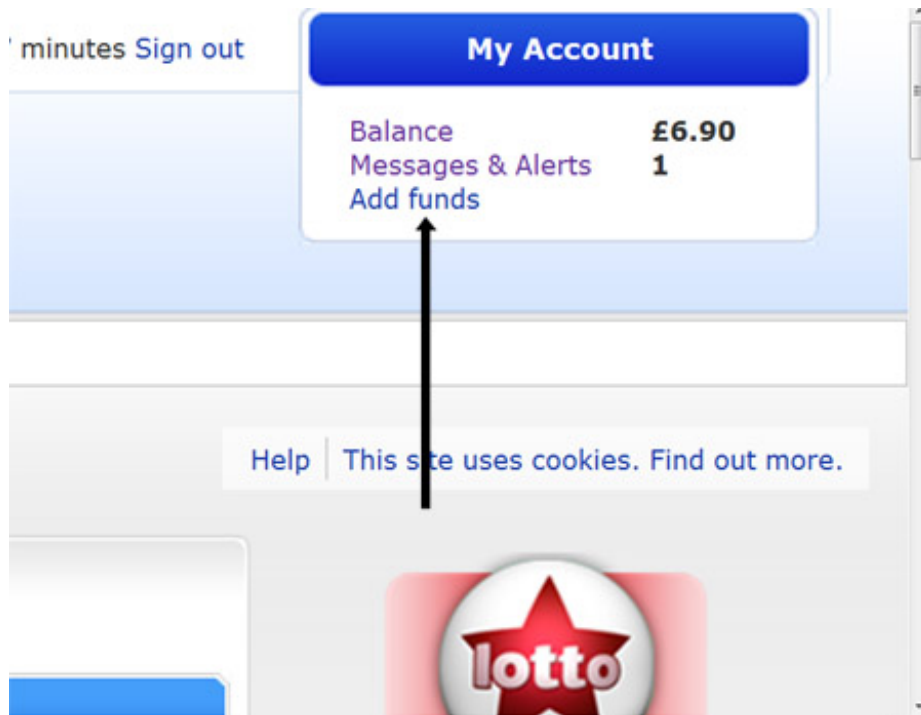
Step 10: Once you click play, you will be shown a confirmation page. If you are happy to continue, click **Buy now**, if not click **cancel**, or **Edit play slip** to go back and enter different numbers.




Step 11: The next page will then show your ticket confirmation and the numbers you have chosen, or the lucky dip numbers if you chose this. If you wish to play the Lotto, follow the same instructions as above, but choose Lotto from the list of games in **Step 8**.

Step 12: If you don't have enough money in your account balance to play, you will get an automatic alert when you try to buy a ticket and taken to the add funds page. You can also add funds manually by clicking on the add funds link and following the onscreen instructions.

Step 13: It is also possible to set up a direct debit instruction for continuous play. Follow the instructions from the home page by clicking on the link.



Step 14: To play an instant win, hover over **Instant Win** or hover over **Play Games** and choose **Instant Wins**. Choose your 'Instant Win' from the list of choices given.



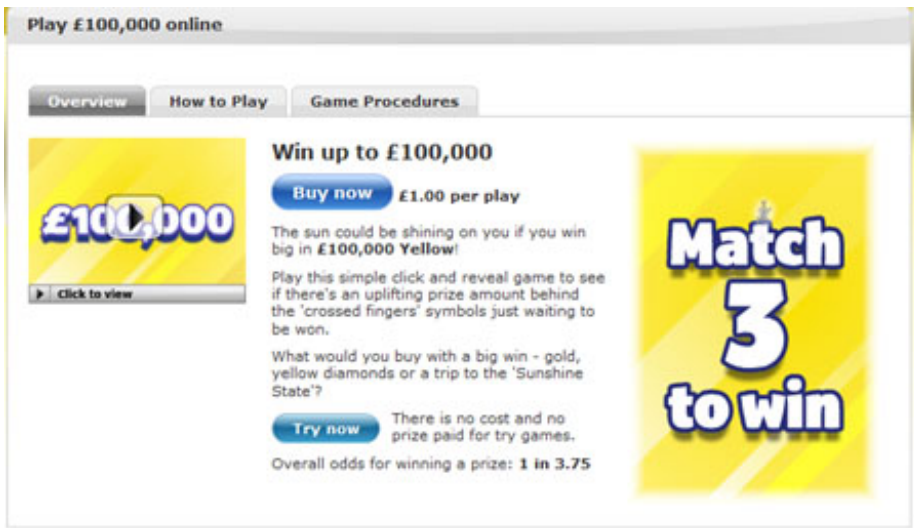
Step 15: Click **Buy now** on the next page. Once the 'Instant Win' comes up on the screen, it is played the same as a scratch card, click on each icon/picture to reveal the amount or game picture.



Step 16: Once you have revealed all the icons, you will either have won a prize and you can add the prize money back into your balance account, or you will be told you haven't won. You will then be able to try again or leave the site for another day!

Play £100,000 online

Overview How to Play Game Procedures



Win up to £100,000

Buy now £1.00 per play

The sun could be shining on you if you win big in **£100,000 Yellow!**

Play this simple click and reveal game to see if there's an uplifting prize amount behind the 'crossed fingers' symbols just waiting to be won.

What would you buy with a big win - gold, yellow diamonds or a trip to the 'Sunshine State'?

Try now There is no cost and no prize paid for try games.

Overall odds for winning a prize: **1 in 3.75**

Karen Maxwell is a Digital Unite tutor and assessor/trainer of computer accessibility.

Next steps

[Best ... games and puzzles](#)

[How to use cashback sites](#)

[How to make money on eBay](#)

Search

Free how-to guides for your website

Why not add our award-winning and extensive range of digital skills guides to your website?

Find out more

Remote Digital Championing!

Guides covering some tips and techniques for providing remote support to learners, an increasingly important service in times of social isolation.

[Find out more](#)

Start a Digital Champion movement!

Could your workplace do with developing its digital skills? With funded membership opportunities currently available, now is the perfect time for organisations to join our Digital Champions Network.

[Find out more](#)

Subscribe to our newsletter

Join our mailing list to receive the latest news, offers and expert insights from our team.

First name

Last name

Email address

[Submit](#)