How to find volunteering opportunities online

Print this guide

If one your resolutions this year is to help others, you'll be happy to know that there are a range of websites to help you find volunteering roles that match your skills and interests.

While there are some specific websites that helps find volunteers within UK charities, for this guide we are focussing on Do-it.org.uk, which carries various roles from a wide range of charities.

You'll need:

- a computer with access to the internet, ideally through a broadband connection
- an email account
- an idea of how much time you have available and the skills you can offer.

Follow these step-by-step instructions to find voluntary positions online

Step 1: Open your browser and go to doit.life/volunteer

Step 2: You should see a search bar which says Find a volunteering opportunity near you. Type in your postcode and hit Submit.

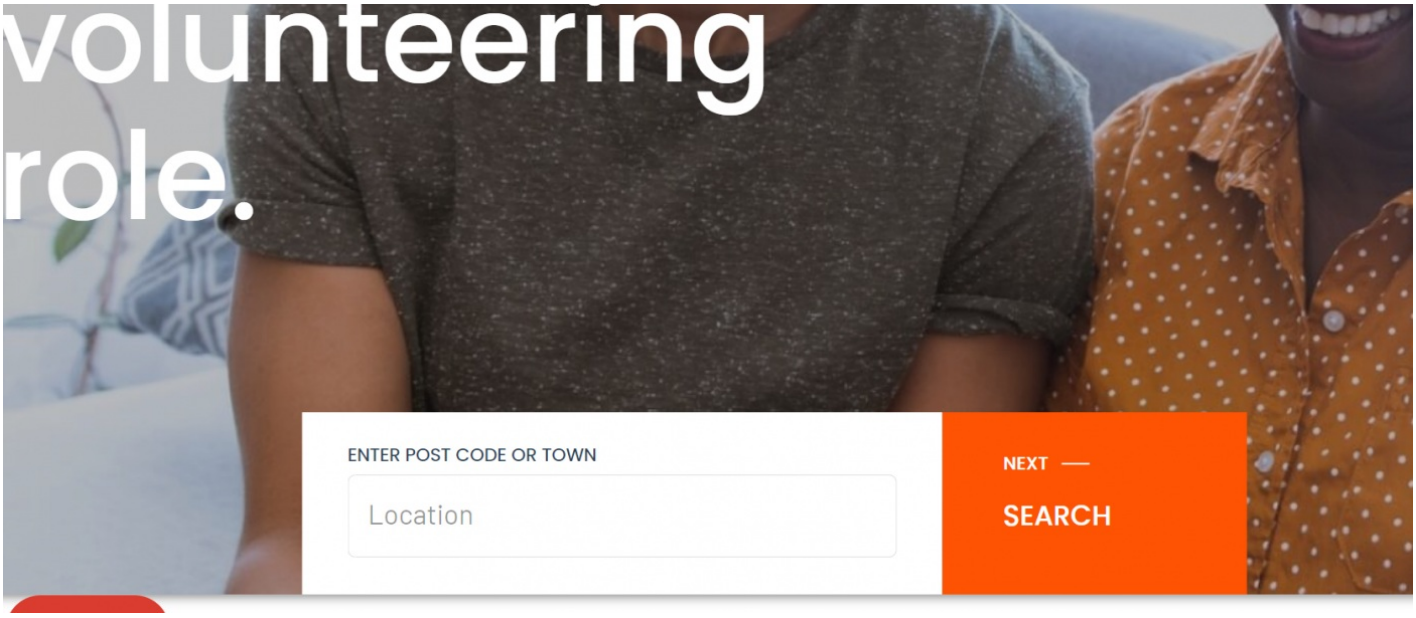

Step 3: Once you have done that you will see a list of opportunities that are near you. Use the drop down menus to filter your search results.

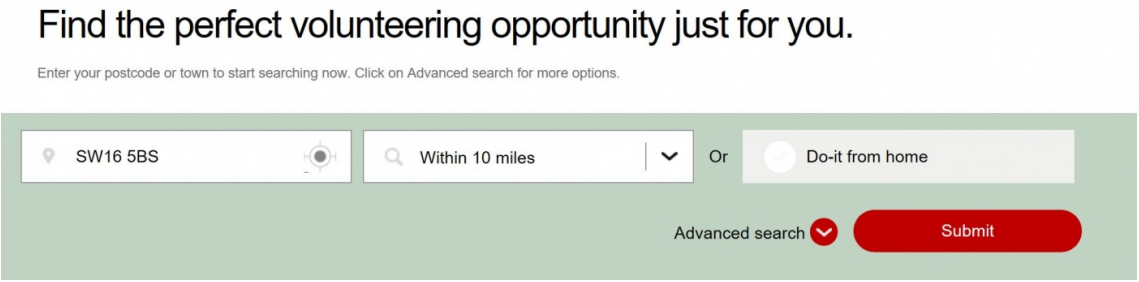

Step 4: You can either choose to view the volunteering opportunity or 'save' it for a later time. If you click on view you can read more about the opportunity and what criteria they are looking for. You will also be able to see the location and time and day which is required for the role.

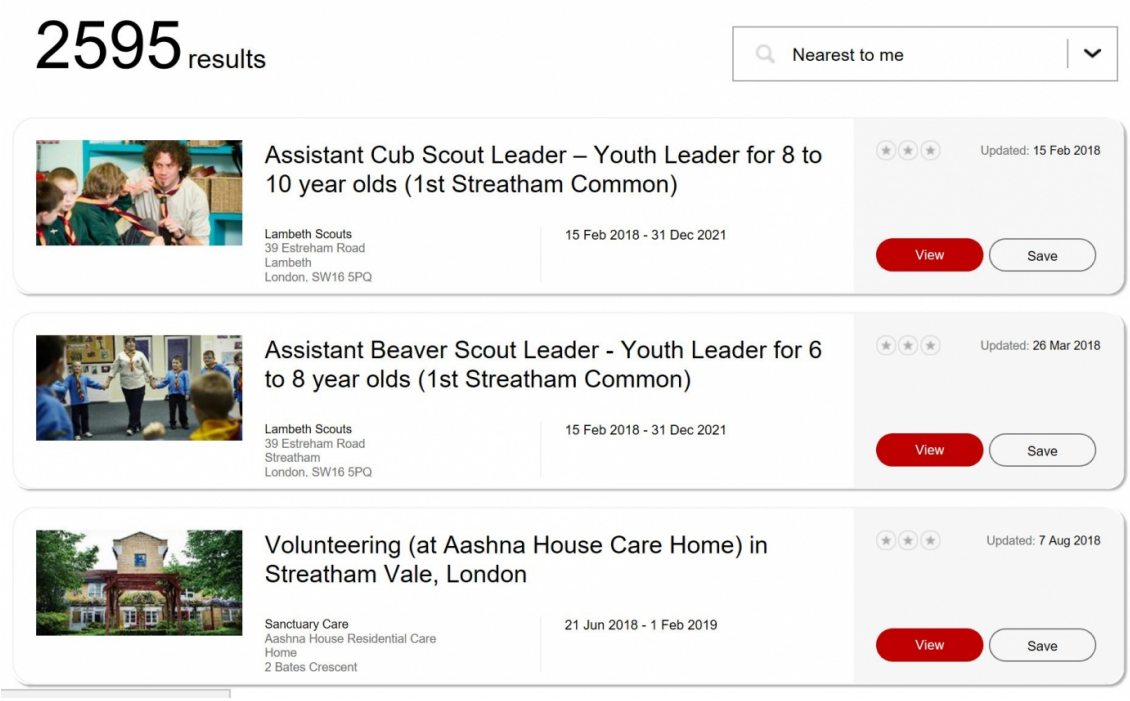

Step 4: To save results you will need to Sign Up to the site using the Sign Up link.

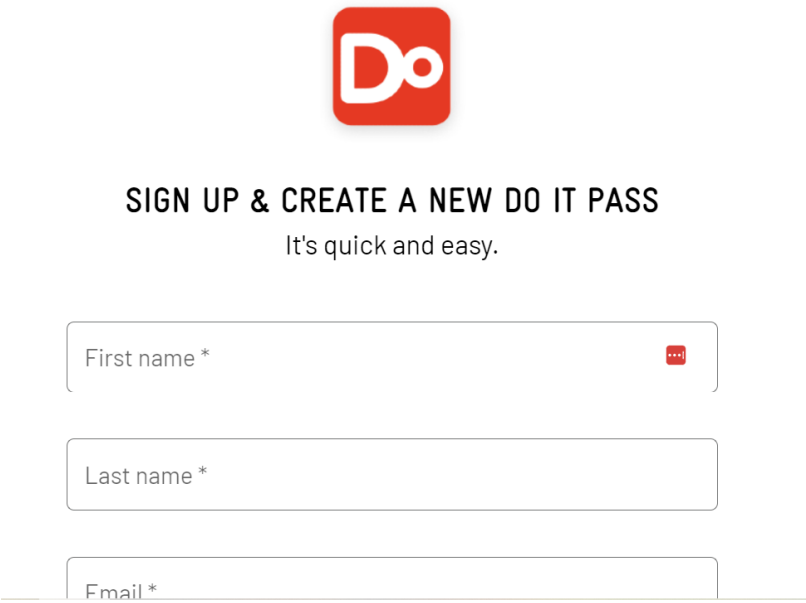

Step 5: You can use the Advanced Search Criteria to widen your search area or choose specific times of the day that you would like to volunteer.

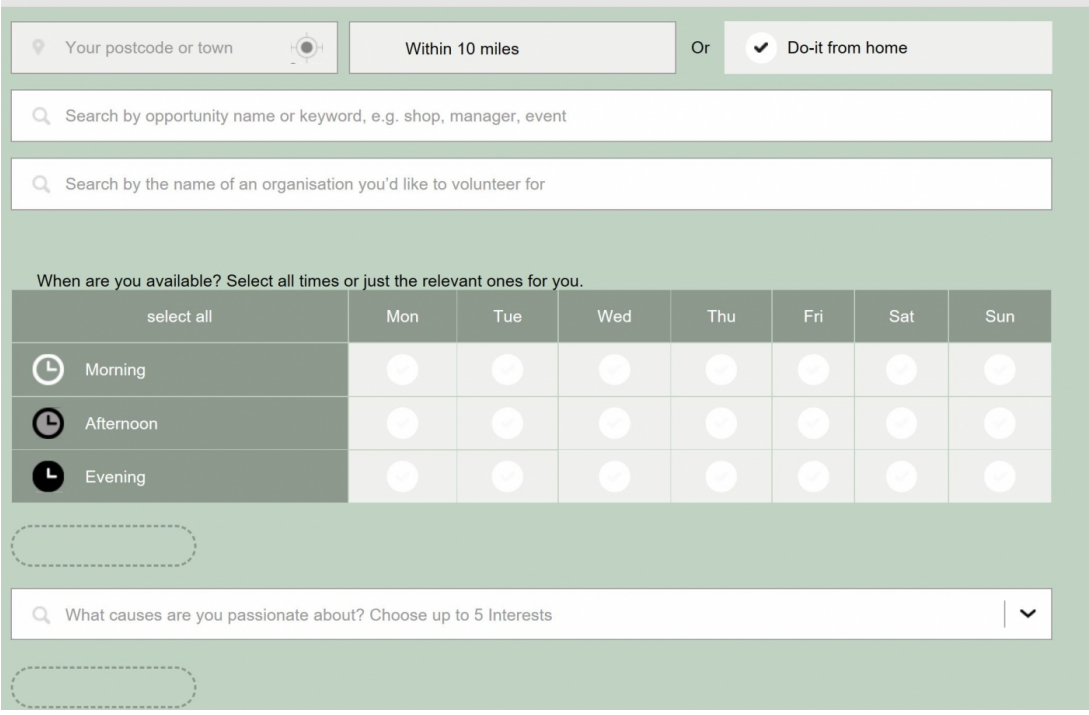

Here are some other links to register to volunteer:

- https://www.ncvo.org.uk/ncvo-volunteering/i-want-to-volunteer
- https://volunteeringmatters.org.uk/
- https://reachvolunteering.org.uk/
- https://www.togethertrust.org.uk/volunteer-us
- http://www.volunteering-wales.net/
- https://www.volunteerscotland.net/

Good luck!

This guide was last updated in June 2023

Next steps

- How to find a job online
- Options for finding jobs online
- 6 top tips for new LinkedIn users

See what our learning courses are like

Try our free "Digital Essentials" course