

Antivirus: how to get virus protection

 [Print this guide](#)

Antivirus software protects your computer against malicious software designed to damage the system or compromise your security.






New computers are often preloaded with a trial version of antivirus software – for example, Norton or McAfee antivirus. This will protect you for about three months, but then you'll need to either pay a subscription to continue using it or install one of the popular free programs.

If you decide on having a free program, you'll need to make sure that you uninstall any existing antivirus software first. It's best to do this by visiting the appropriate manufacturer's website and downloading their 'removal tool'.

In Windows 10 there is a built in antivirus and firewall protection through Windows Defender. You can read about its features and check your computer is up-to-date [at this link](#).

Last updated January 2023

Next steps

-  [What is Antivirus?](#)
-  [What is identity theft?](#)
-  [How to protect yourself from identity theft](#)
-  [Email safety tips](#)
-  [Keeping your children safe online](#)

How do digital skills change lives?

Find out about Digital Inclusion



Digital Unite

 [0800 228 9272](tel:0800 228 9272)

 du@digitalunite.com

[Get in touch](#)

[Privacy policy](#)/ [Equality and Diversity Policy](#)

[Terms of use](#)/ [Cookie policy](#)




Our learning platforms

[Digital Champions Network](#)

[Inspire](#)

 learningpool

Learning Pool Award
Winner 2023

 learningpool LIVE



Our newsletter

Research, resources, insights and offers.