

How to check your credit score online

 [Print this guide](#)

Lenders look at your credit score when they decide whether to give you a loan, mortgage or credit card. Every time you apply for credit or a loan, that request is recorded. It's a good idea to check your credit score to ensure it's up to date and reflects your credit track record accurately.

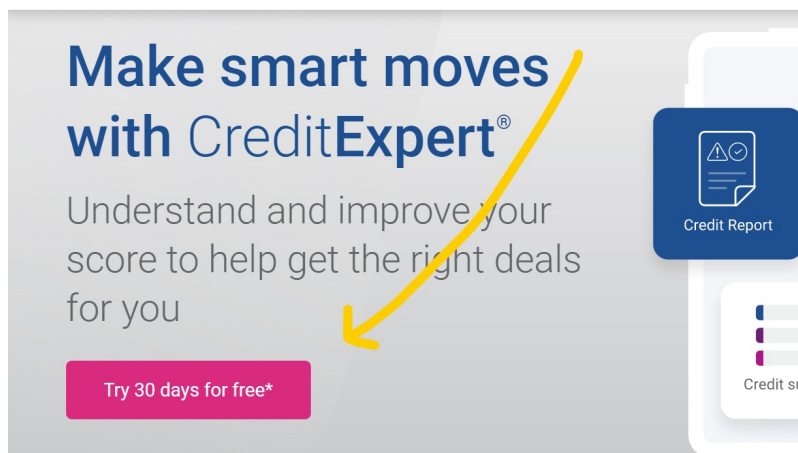
NB: Experian CreditExpert offers a free 30 day trial and shows you what a lender sees. Make sure you close the account before the 30 days are up if you do not wish to pay to continue.

You'll need:

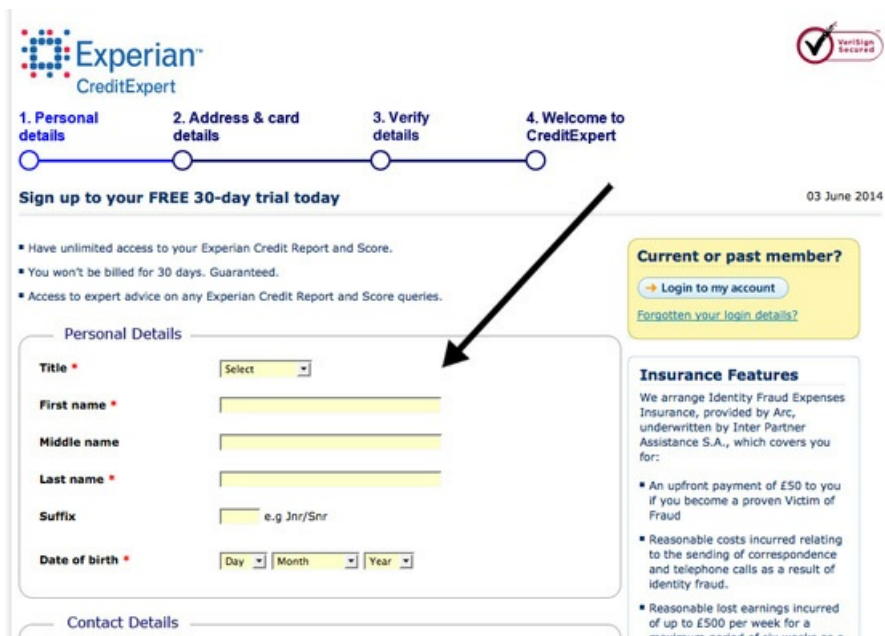
- A computer with an internet connection
- Contact details and debit/credit card details.

Follow these steps to check your credit score online

Step 1: Go the CreditExpert website (www.creditexpert.co.uk) and click **Get your FREE Experian Credit Report & Score**.



Step 2: Fill in the yellow boxes with your personal details and contact details, and click the blue **Continue** button at the bottom of the screen.



Experian™ CreditExpert

1. Personal details | 2. Address & card details | 3. Verify details | 4. Welcome to CreditExpert

Sign up to your **FREE 30-day trial today**

03 June 2014

- Have unlimited access to your Experian Credit Report and Score.
- You won't be billed for 30 days. Guaranteed.
- Access to expert advice on any Experian Credit Report and Score queries.

Current or past member?

[Login to my account](#)

[Forgotten your login details?](#)

Personal Details

Title *

First name *

Middle name

Last name *

Suffix

Date of birth *

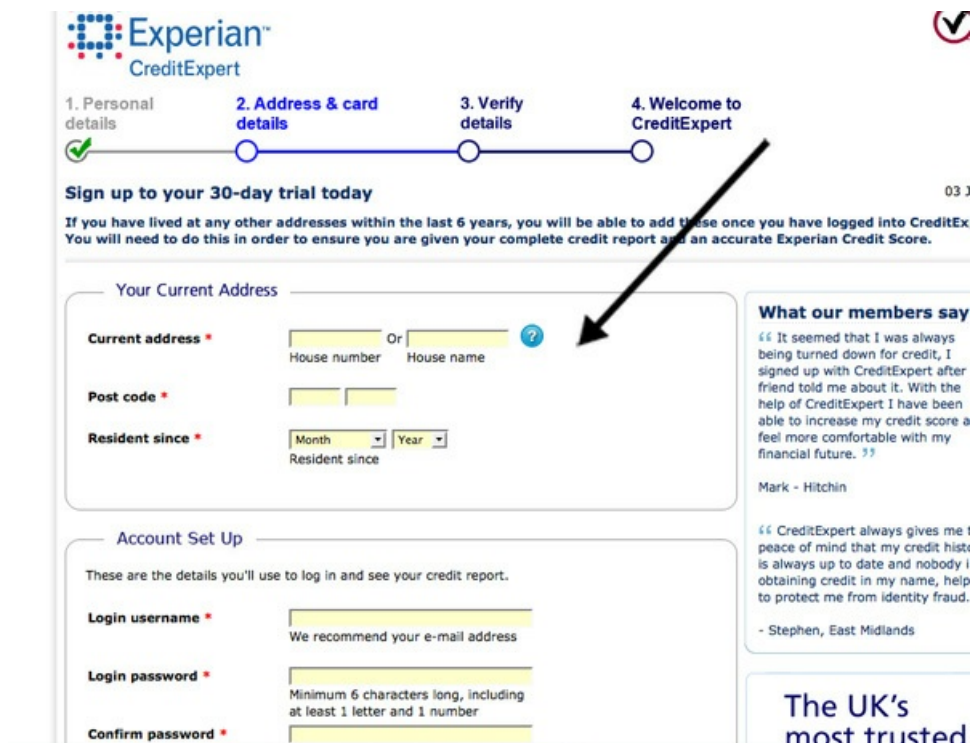
Contact Details

Insurance Features

We arrange Identity Fraud Expenses Insurance, provided by Arc, underwritten by Inter Partner Assistance S.A., which covers you for:

- An upfront payment of £50 to you if you become a proven Victim of Fraud
- Reasonable costs incurred relating to the sending of correspondence and telephone calls as a result of identity fraud.
- Reasonable lost earnings incurred of up to £500 per week for a maximum period of six weeks as a

Step 3: A new page will open with more details to fill out – your current address, a username and password, and your debit/credit card details. Underneath these details there is a Terms and Conditions box. Click on the **small white box** to confirm that you accept the Terms and Conditions, and click the blue **Continue** button at the bottom of the screen.



Experian™ CreditExpert

1. Personal details | 2. Address & card details | 3. Verify details | 4. Welcome to CreditExpert

Sign up to your **30-day trial today**

03 June 2014

If you have lived at any other addresses within the last 6 years, you will be able to add these once you have logged into CreditExpert. You will need to do this in order to ensure you are given your complete credit report and an accurate Experian Credit Score.

Your Current Address

Current address * Or
 House number House name

Post code *

Resident since *
 Resident since

Account Set Up

These are the details you'll use to log in and see your credit report.

Login username *
 We recommend your e-mail address

Login password *
 Minimum 6 characters long, including at least 1 letter and 1 number

Confirm password *

What our members say

“ It seemed that I was always being turned down for credit, I signed up with CreditExpert after friend told me about it. With the help of CreditExpert I have been able to increase my credit score and feel more comfortable with my financial future. ”


Mark - Hitchin

“ CreditExpert always gives me the peace of mind that my credit history is always up to date and nobody is obtaining credit in my name, help to protect me from identity fraud. ”

- Stephen, East Midlands

The UK's most trusted

Step 4: A new page will open asking you to confirm your current address details. Click on the blue **Confirm** button if the details are correct, or **Edit** if you need to go back to the previous page and make any changes.



1. Personal details 2. Address & card details 3. Verify details 4. Welcome to CreditExpert

Current Address confirmation


Are the current address details shown below correct?

Address: [Redacted]

Time at address: [Redacted]

[Edit](#) [Confirm](#)

Step 5: On the next page, select the bank your current account and your credit card is with using the drop down menus next to each question and click on the blue **Continue** button.



You're almost there...

To see your credit report now we need to do some further checks to confirm your identity. This is to help protect your information and ensure only you get access to your Experian Credit Report and Score.

1 Which bank is your current account with? --Select--


A current account is an account with a bank or similar organisation enabling payments to be made or received. Often comes with a debit card, chequebook and overdraft facility.

2 Who do you have a credit card with? --Select--

Does not include Charge Cards. (Charge Cards allow you to pay for goods and services on credit, but with a charge card you must pay off your balance in full at the end of the month. These are often store cards).

[Continue](#)

Step 6: You will be taken to a 'Thank you!' page which will remind you of the details you have submitted. Click on **Continue to your Member Centre**.



Secure

Thank you!

Welcome to CreditExpert. Please remember your log-in details, you will need these the next time you log in to CreditExpert.

Username: [Redacted]

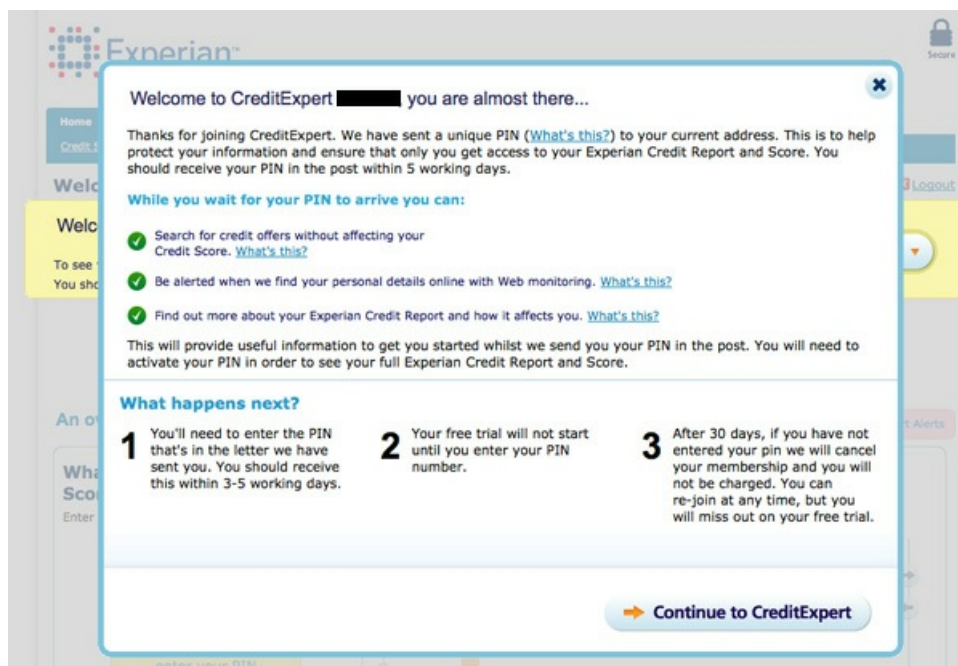
Memorable word: [Redacted]

Password: *****

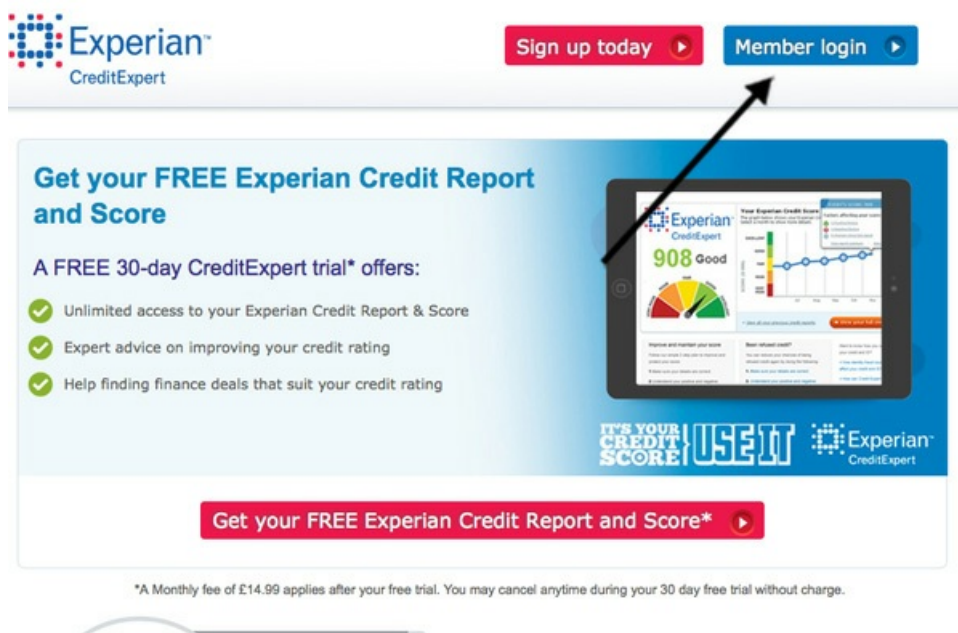
(For security reasons we cannot display your password on this page. If you would like to change your password or memorable word you can do so in the Update My Details section of the Member Centre. Your Identity Fraud Expenses Insurance, provided by Arc and underwritten by Inter Partner Assistance S.A. has been activated.)

[Continue to your Member Centre](#)

Step 7: A new 'Welcome' page will open explaining that you will be sent a PIN (your own unique reference number) in the post within five working days, which you will need before you can access your credit score.



Step 8: Once you have received your PIN, go back to the CreditExpert website and click on the blue **Member login** button.



Step 9: A new page will open asking for your login details. Fill out your username and password, and then click on the blue **Next** button.

Log in to CreditExpert

Login details

Username

Password

☐ Show my password

[» Forgotten your login details?](#)

Next

Not a member yet?

Get your Experian Credit Report and Score. A FREE 30-day CreditExpert trial offers:

- ✓ Unlimited access to to your Experian Credit Report
- ✓ Expert advice on improving your financial situation
- ✓ Help finding finance deals that suit your credit profile

Register

UK's most trusted credit monitoring service



Need help?

Step 10: On the next page, as an additional security measure, you will be asked for specific letters of a memorable word that you chose when registering. Enter them into the white boxes and click the blue **Log in** button.

Security details

Please type the specified letters of your memorable word into the boxes below to gain access.

Memorable word

The reminder for your memorable word is: football

Letter 3

Letter 7

[» Forgotten your memorable word?](#)


Log in

Need

Take a look at asked question

[» Visit our FA](#)

UK's most trusted credit monitoring service



Step 11: A new page will open asking for your PIN. Enter it into the yellow box and then click **GO**.

Welcome back to CreditExpert Joanna, you are almost there...

To keep your data secure and check your identity we are sending you a PIN. [What's this?](#)

We have posted your PIN to your current address.

Once you receive your PIN, enter it here to:

- See your Experian Credit Report and Score
- See what's affecting your Score and how to improve it
- Access alerts relating to your Credit Report

If you do not receive your PIN within 5 working days of completing your application, please call us on 0844 481 0800*. Our lines are open on Monday to Friday, 8am to 7pm and Saturday, 8am to 4pm.

*Calls cost 5p per minute from BT landline, calls from other networks may vary and include a connection fee. Calls may be recorded for training and monitoring purposes.

Enter your PIN here [GO](#)

What happens next?

- 1 You'll need to enter the PIN that's in the letter we have sent you. You should receive this within 3-5 working days.
- 2 Your free trial will not start until you enter your PIN number.
- 3 After 30 days, if you have not entered your pin we will cancel your membership and you will not be charged. You can re-join at any time, but you will miss out on your free trial.

[Continue to CreditExpert](#)

Step 12: A new page will open with an overview of your credit status. Click on View your full credit report to get a full breakdown of your credit status.



Further resources

Check out these free credit check websites that don't require a sign up after a thirty day free trial.

<https://www.clearscore.com>
<https://www.totallymoney.com>

If you have a bad credit score and are finding it difficult to sign up to a broadband deal, we've published a [guide to getting on the internet if you have a low credit score](#).

Last updated 4 July 2022

Next steps

- [An introduction to online banking](#)
- [How to find a job online](#)
- [How to make money on eBay](#)

- ▶ [How to stay safe online](#)
- ▶ [Getting on the internet if you have a low credit score](#)

How do digital skills change lives?

Find out about Digital Inclusion



Digital Unite

 [0800 228 9272](tel:08002289272)

 du@digitalunite.com

[Get in touch](#)

[Privacy policy/ Equality and Diversity Policy](#)

[Terms of use/ Cookie policy](#)



Our learning platforms

[Digital Champions Network](#)

[Inspire](#)

Learning Pool Award Winner 2023

learningpool LIVE



Our newsletter

Research, resources, insights and offers.