

How to download iTunes



[Print](#)

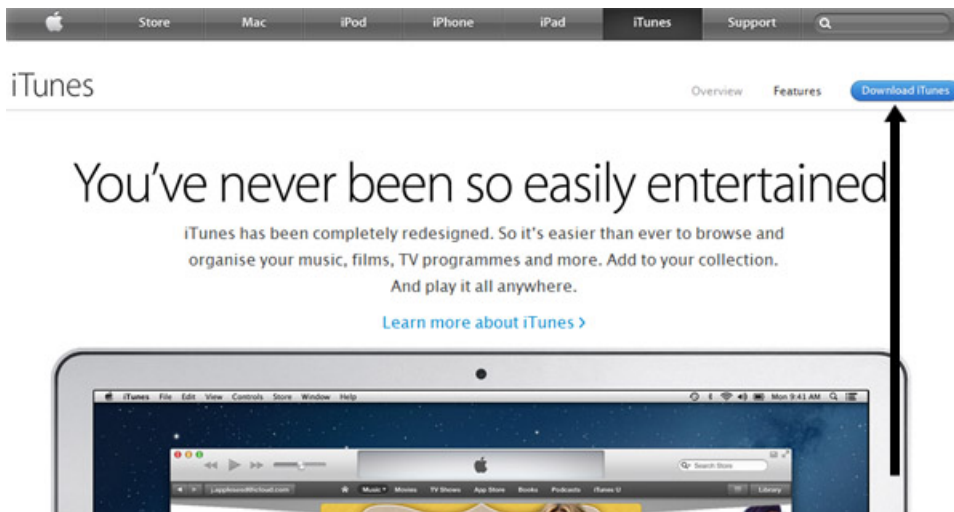
iTunes is a well-known music management program from Apple, designed for managing the music stored on your computer and for using with iPods, iPads and iPhones. It also has a facility for purchasing music, video, audiobooks and more through the iTunes Store.

You'll need:

- a computer with internet access
- an email account.

Follow these step-by-step instructions to download iTunes

Step 1: Open a browser window and visit www.apple.com/uk/itunes. Click **Download iTunes**.



Step 2: Untick the boxes if you do not wish to receive further product information or special offers. Then click **Download Now**.

We use cookies on this site to enhance your user experience


By clicking any link on this page you are giving your consent for us to set cookies. [More info](#)

OK, I agree

No, thanks

You've never been so easily er

Download iTunes


 iTunes 11.1.4 for Windows (64-bit)

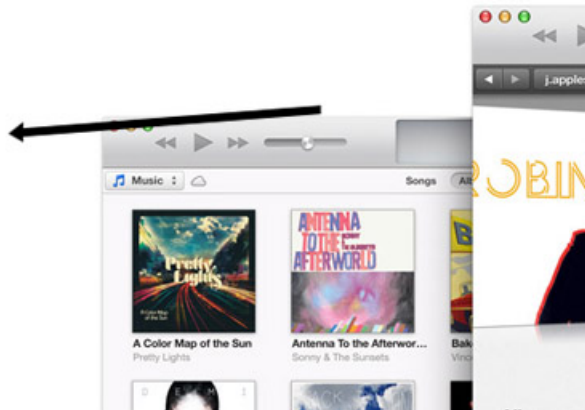
Email me [New On iTunes](#) and special iTunes offers.

Keep me up to date with Apple news, software updates, and the latest information on products and services.

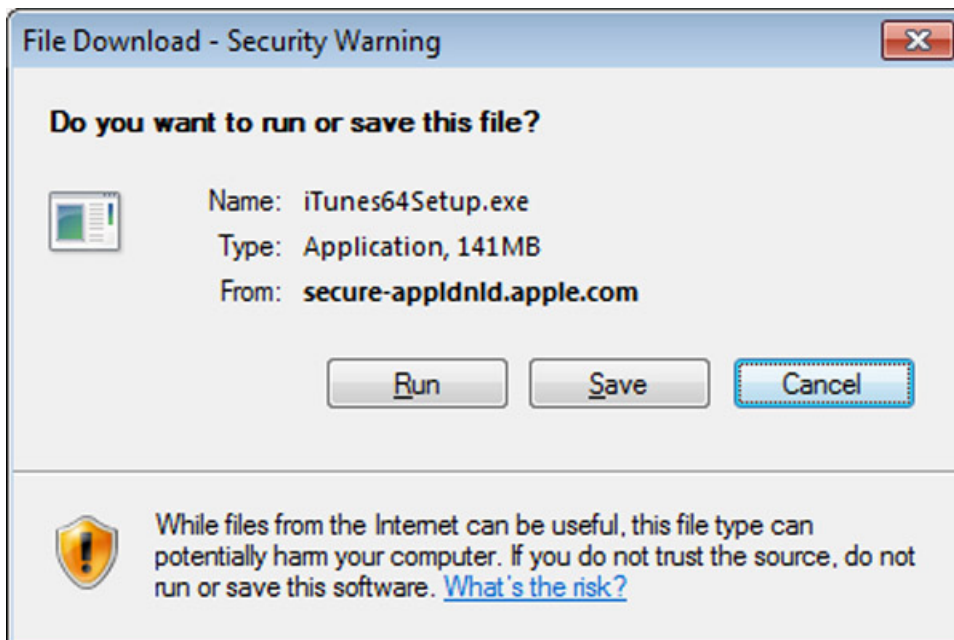
[Apple Customer Privacy Policy](#)

Email Address

[Download Now](#) 



Step 3: A window will pop up over the web page, giving you three options. Click **Run**. Depending on your internet speed, this could take several minutes to download.



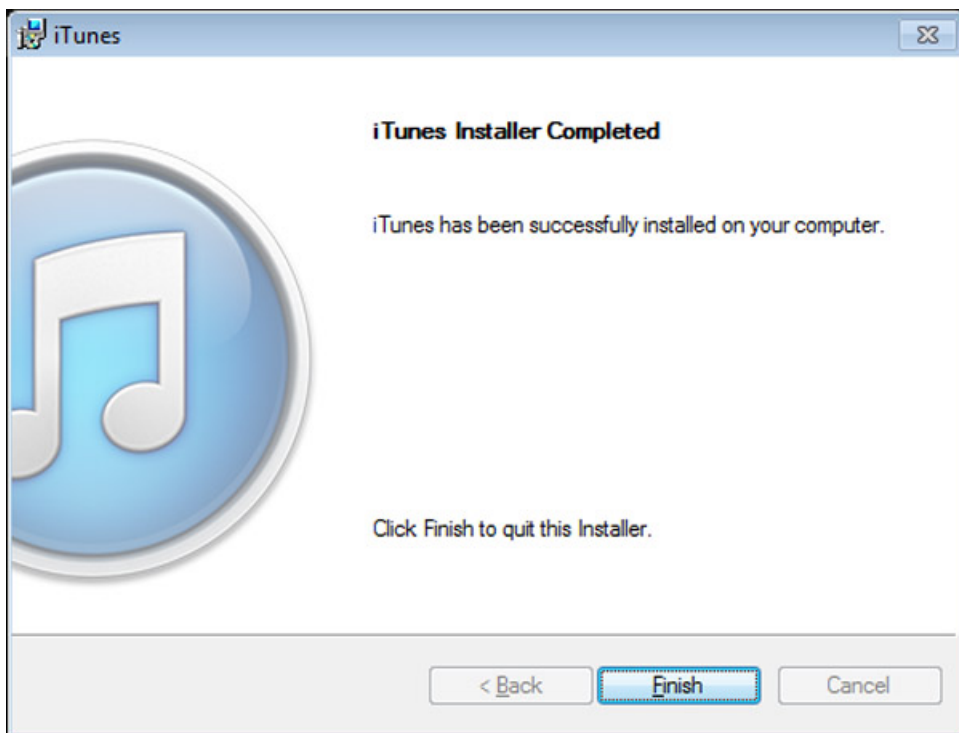
Step 4: Click **Run** again.

Step 5: Click **Next**.



A screen will appear asking where you would like to save iTunes. If you are happy with the default, click **Install**. Follow any further onscreen prompts.

Step 6: Once the installation is complete, click **Finish**.



Step 7: You can now open iTunes from your Start Menu/Programs and start to use it.

Step 8: When you first start iTunes, you may be asked if you want to make iTunes your default music player. This means that it will automatically be the first place the computer goes to play music. Unless you have a preferred music playing program, it makes sense to agree to this.

Chris Quartermaine is a Digital Unite tutor for Chester, South Wirral and north-east Wales.

Next steps

[How to put music on an iPod](#)

[How to download an audiobook](#)

[How to download music](#)

[How to use YouTube](#)

[Best ... podcasts](#)

[What is an iPod?](#)

Search guides

Search

Remote Digital Championing!

Guides covering some tips and techniques for providing remote support to learners, an increasingly important service in times of social isolation.

[Find out more](#)

Free how-to guides for your website

Why not add our award-winning and extensive range of digital skills guides to your website?

[Find out more](#)

Start a Digital Champion movement!

Could your workplace do with developing its digital skills? With funded membership opportunities currently available, now is the perfect time for organisations to join our Digital Champions Network.

[Find out more](#)

Subscribe to our newsletter

Join our mailing list to receive the latest news, offers and expert insights from our team.

First name

Last name

Email address

[Submit](#)