

How to make a CD cover



When you burn your own music on to a CD, it is always a good idea to have a tracklisting and cover that fits into the case so you know what is on there.

You'll need:

- a computer with access to the internet, ideally through a broadband connection
- iTunes
- a printer and some paper.

To make a CD cover using iTunes, you first need to make a playlist. If you have yet to do this, you'll find our guide [How to make a CD useful](#).

Follow these step-by-step instructions to make a CD cover using iTunes

Step 1: Start iTunes by double-clicking the **iTunes** icon on your desktop. Alternatively, click **Start**, hover over '**All Programs**', find **iTunes** on the list and then click it.

Step 2: In the list of playlists on the left-hand side, click the playlist that you want to print.

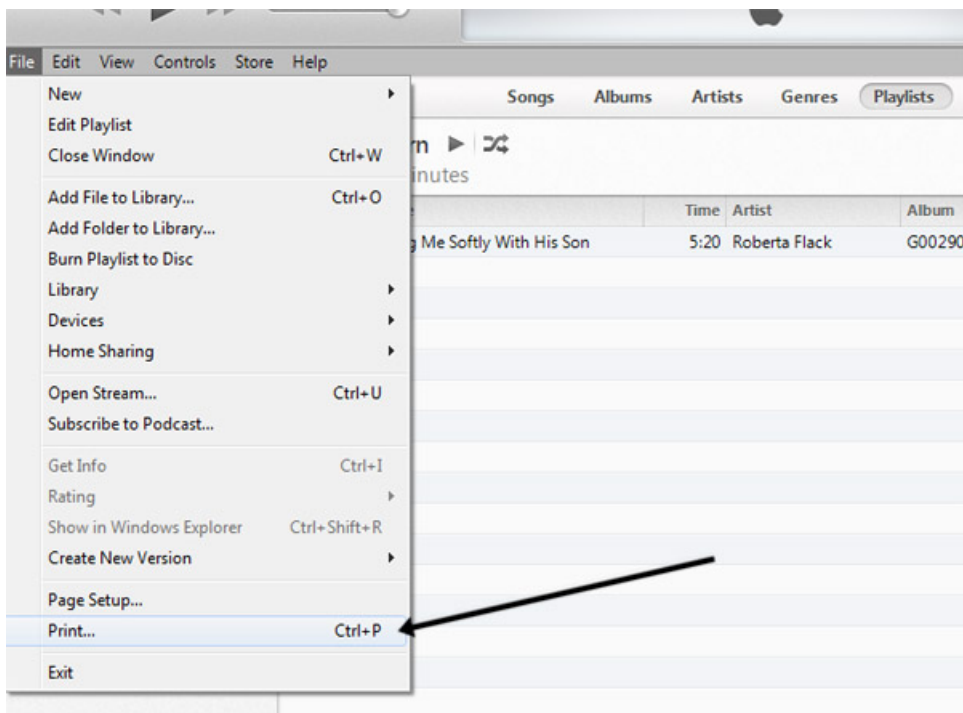


We use cookies on this site to enhance your user experience

By clicking any link on this page you are giving your consent for us to set cookies. [More info](#)

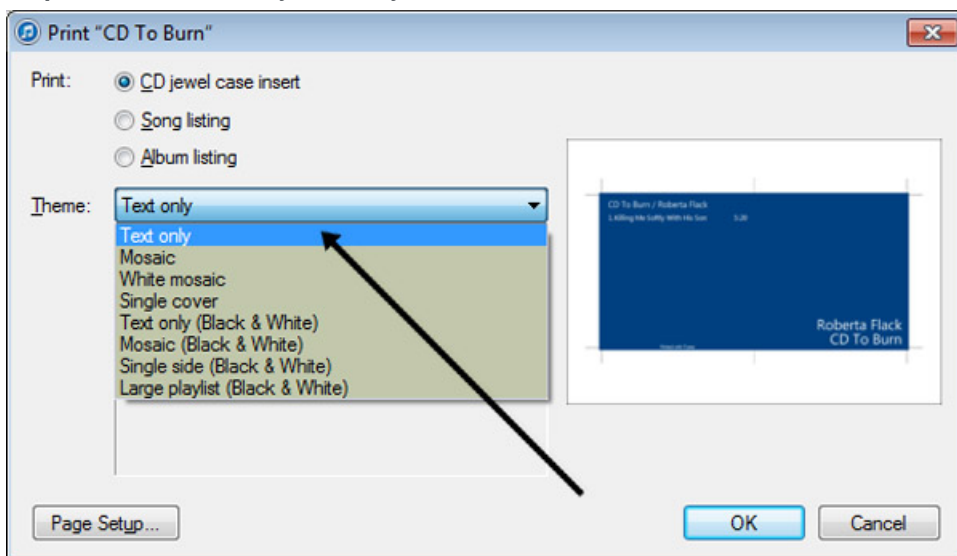
OK, I agree

No, thanks



Step 4: Click **Print**.

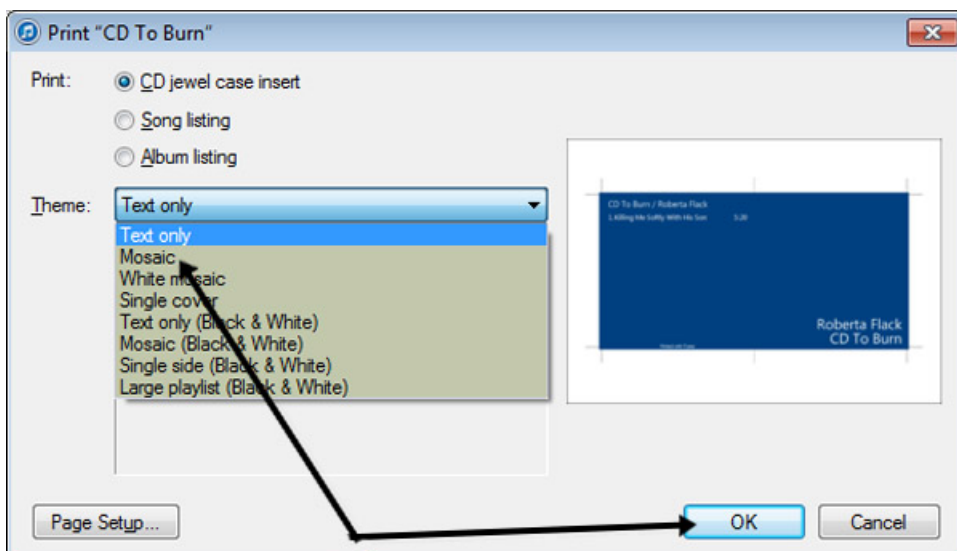
Step 5: Click the arrow by 'Text only'.



Step 6: You'll have a choice of mosaic, white mosaic, single cover, and some black-and-white options.

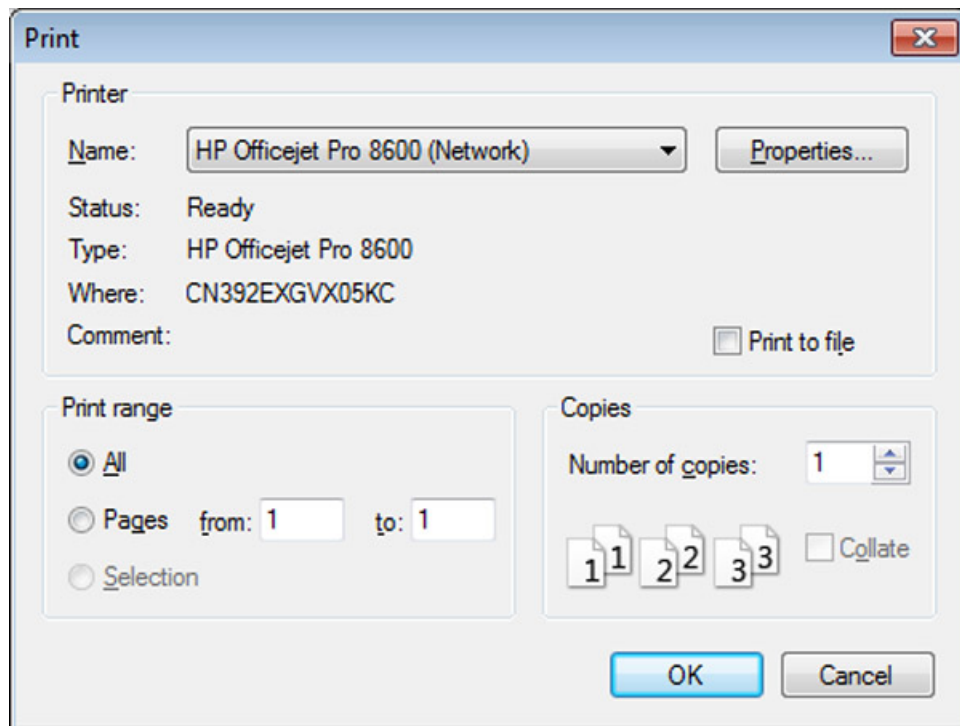
If you have a single album to print, **Single Cover** should be selected.

If you're doing a selection of tracks from different albums, then a **Mosaic** cover is better.



Step 6: Click **OK**.

Step 7: A pop-up window will appear, containing printing options. Check that you're happy with what has been selected – that the prints will be made on the correct printer, and that the correct number of copies will be printed in colour or black and white. When you're satisfied that all is well, click **OK** to print the cover.



Step 8: When the print-out of the CD cover has been made, you'll need to cut the cover to the correct size to fit in the CD case.

Chris Quartermaine is a Digital Unite tutor for Chester, South Wirral and north-east Wales.

Next steps

[How to download iTunes](#)

[How to make a CD](#)

[How to put music on an iPod](#)

Search guides

Search

Remote Digital Championing!

Guides covering some tips and techniques for providing remote support to learners, an increasingly important service in times of social isolation.

Find out more

Free how-to guides for your website

Why not add our award-winning and extensive range of digital skills guides to your website?

[Find out more](#)

Start a Digital Champion movement!

Could your workplace do with developing its digital skills? With funded membership opportunities currently available, now is the perfect time for organisations to join our Digital Champions Network.

[Find out more](#)

Subscribe to our newsletter

Join our mailing list to receive the latest news, offers and expert insights from our team.

First name

Last name

Email address

[Submit](#)