


How to check your internet speed

 [Print this guide](#)

When you sign up for broadband, your internet provider (ISP) will tell you the maximum speed you can expect. However, the reality can be quite different.

It's very easy to find out what speed you're actually getting.

You'll need:

- A computer with internet access.

Follow these step-by-step instructions to find out your internet speed

Step 1: Open your web browser – for example, Internet Explorer 8.

Step 2: Click in the address bar at the top and type in 'www.broadband.co.uk'.

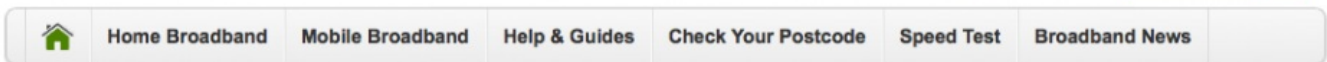
Step 3: Press the 'Enter' key on the keyboard. This will take you to the broadband.co.uk website that, among much else, will check your internet speed for you.



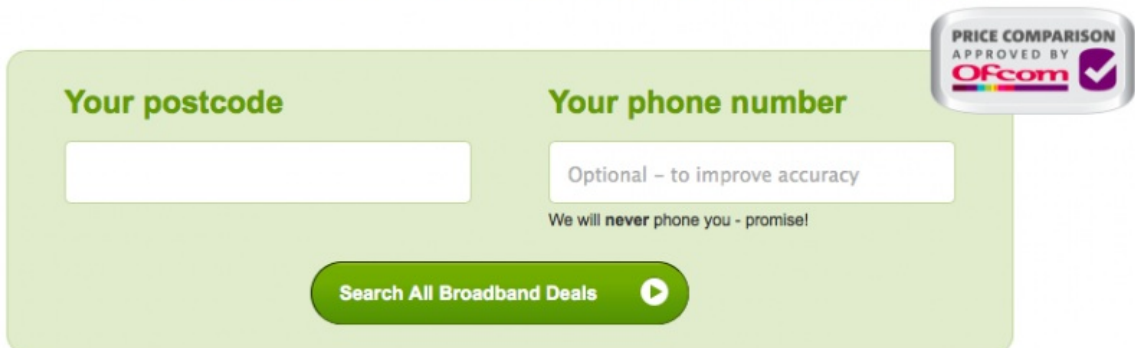
Need impartial advice on finding the best deal?


0800 840 5379

We're open until 9pm **or we can call you**



Find the  Cheapest  Fastest
Best Broadband For Your Postcode




PRICE COMPARISON APPROVED BY 

Your postcode

Your phone number

Optional – to improve accuracy

We will never phone you - promise!

Search All Broadband Deals 

Step 4: When the page has loaded, scroll down and click **Test Your Broadband Speed**.

Learn about broadband



Home Broadband

Wondering how to choose the best broadband for you when your needs are complex? Compare home broadband deals, offers and bundles with Broadband.co.uk!

Find deals for light users, or large households with high demand from broadband services. Find a good value bundle with broadband, TV and phone, or even broadband deals

with no landline at all.

[Explore Home Broadband](#)



Mobile Broadband

Want to access the Internet while you're out and about? Then mobile broadband is for you!

Compare mobile broadband in the UK, choose contract or pay as you go offers from all the major providers. With 4G speeds, free laptops, iPad deals and personal WiFi hotspots available, there's a mobile broadband package to suit your

needs.

[Explore Mobile Broadband](#)



Broadband Speed Test

Not sure if you're getting the broadband speed you're paying for? Use our handy broadband speed test!

Find out how your speed measures up. Compare your results with estimates for your postcode, with your previously tested speed, or with the monthly national average speeds for each provider based on the thousands of tests we run.

[Test Your Broadband Speed](#)



Broadband Guides

Got a broadband problem to solve or a question you need answered? Check out our broadband guides!

Our guides can explain how broadband works, help you switch to a new supplier, speed up your existing broadband connection, or complain to your provider if you're still having problems. You can even email or call us for advice.

[Explore Broadband Guides](#)

Step 5: Click in the box next to 'Your postcode' and type your postcode. You are asked for this because the speed of broadband provided over a standard telephone line depends a great deal on the distance between your home and the telephone exchange.

Step 6: The following three boxes - which allow you to rate your ISP - are optional. Click the arrows to choose from the drop-down lists.

Step 7: Finally, click **Start test**.

Test How Fast Your Connection Really Is

Your postcode
To check for the top speed in your area

Optionally Rate Your Provider
This helps us to give more accurate information to other users of this site.

Your provider:

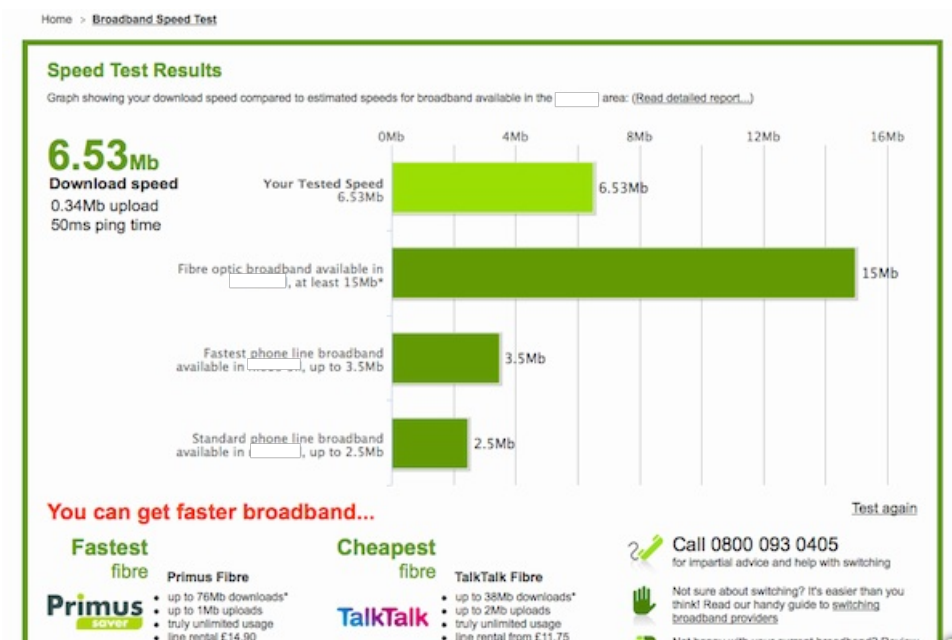
Your ratings:

Overall satisfaction	★★★★★
Customer Service	★★★★★
Broadband speed	★★★★★
Broadband reliability	★★★★★

[Start test](#)

The results will show you two speeds:

- The **download** speed is how long it takes for pages to appear on your screen and to download files such as music files from the internet to your computer.
- The **upload** speed is the opposite - for instance, how long it takes to upload photographs from your computer to an online photo album.



If you typed in your postcode, you should also be able to find out what the maximum speed could be in your area.

It's important to note that internet speeds can vary considerably at different times of the day, so you should check yours more than once. If your internet speeds are slower than you think they should be, read our guide to speeding up your internet connection.

Fiona Syrett is a Digital Unite tutor.

Next steps

- [▶ How to connect to the internet](#)
- [▶ How to search the internet](#)

Want to help people learn Digital Skills?

Find out about Digital Champions



[0800 228 9272](tel:08002289272)

du@digitalunite.com

[Get in touch](#)

[Privacy policy](#)

[Terms of use](#)

[Cookie policy](#)



Our learning platforms

[Digital Champions Network](#)

[Inspire](#)

learningpool

Learning Pool Award
Winner 2023

learningpool LIVE



Our newsletter

Research, resources, insights and offers.